



< Back to results | < Previous 4 of 4

CSV export ▾ ⬇ Download 🖨 Print ✉ E-mail 📄 Save to PDF ☆ Save to list More... >

Journal of Physics: Conference Series • Open Access • Volume 1088 • 2018 • Article number 012051 • 6th South East Asia Design Research International Conference, SEA-DR IC 2018 • Banda Aceh, Aceh Province • 27 June 2018 through 28 June 2018 • Code 140087

Document type

Conference Paper • Bronze Open Access • Green Open Access

Source type

Conference Proceedings

ISSN

17426588

DOI

10.1088/1742-6596/1088/1/012051

View more ▾

The teacher's mathematical literacy for the change and relationship problems on the PISA adaptation test

Anggoro A.Y. ✉, Julie H., Sanjaya F., Rudhito M.A.

📁 Save all to author list

^a Sanata Dharma University, Jl. Affandi Tromol Pos 29, Sleman, Yogyakarta, 55002, Indonesia

11

Views count 🔍 ↗

[View all metrics >](#)

📄 View PDF Full text options ▾

Abstract

Indexed keywords

SciVal Topics

Metrics

Funding details

Abstract

There is evidence suggesting that teachers are one of the factors influencing student's performance in solving mathematical problems. However, the study on Indonesian teacher's ability to solve PISA's mathematical problems is inadequate. Therefore, this study aimed to examine Indonesian teachers' ability in solving PISA-adapted mathematics problems for the topic of change and relationship. This study employed a case study research design involving seven mathematics teachers from various schools in Yogyakarta. They were required to solve PISA-adapted mathematics problems classified into four areas, namely Change and relationship, Space and Shape, Uncertainty, and Quantity. The results showed that: (1) all teachers could solve the first level problem, (2) all teachers could solve the first problem at the third level, (3) five teachers (71.43 %) could solve the second problem at the third level, (4) two teachers (28.57 %) could solve a third problem at the third level, (5) six teachers (85.71 %) could solve the fourth problem at the third level, (6) four teachers (57.14 %) could solve the first

Cited by 0 documents

Inform me when this document is cited in Scopus:

[Set citation alert >](#)

Related documents

The mathematics education department students' ability in mathematical literacy for the change and relationship problems on the PISA adaptation test

Anggoro, A.Y. , Julie, H. , Sanjaya, F.
(2019) *Journal of Physics: Conference Series*

The mathematics education department students' ability in mathematical literacy for uncertainty problems on PISA adaptation test

Sanjaya, F. , Dewa Putu, W.P. , Julie, H.
(2019) *Journal of Physics: Conference Series*

The Mathematical Literacy Teachers' Ability for Quantity Area on PISA Adaptation Test

Julie, H. , Sanjaya, F. , Anggoro, A.Y.
(2018) *Journal of Physics: Conference Series*

View all related documents based on references

Find more related documents in Scopus based on:

Authors > Keywords >

Indexed keywords

SciVal Topics 

Metrics

Funding details

References (10)

[View in search results format >](#)

☐ All

CSV export



Print



E-mail



Save to PDF

Create bibliography

- ☐ 1 Campbell, P.F., Nishio, M., Smith, T.M., Clark, L.M., Conant, D.L., Rust, A.H., DePiper, J.N., (...), Choi, Y.

The relationship between teachers' mathematical content and pedagogical knowledge, teachers' perceptions, and student achievement

(2014) *Journal for Research in Mathematics Education*, 45 (4), pp. 419-459. Cited 70 times.

<http://www.nctm.org/publications/archive.aspx?jrn1=jrme>

doi: 10.5951/jresmetheduc.45.4.0419

[View at Publisher](#)

- ☐ 2 Julie, H.
(2017) *International Journal of Science and Applied Science: Conference Series*, 1, p. 55. Cited 7 times.

- ☐ 3 (2013) *PISA 2012 Results: What Students Know and Can Do. Student Performance in Mathematics, Reading, and Science*. Cited 1642 times.
(Paris: OECD)

- ☐ 4 (2012) *Assessment Framework. Key Competencies in Reading, Mathematics and Science*. Cited 456 times.
(Paris: OECD)

- ☐ 5 Julie, H., Marpaung, Y.
(2012) *Widya Dharma*, p. 23. Cited 3 times.

- ☐ 6 Julie, H., Sanjaya, F., Anggoro, A.Y.
The students' ability in mathematical literacy for the quantity, and the change and relationship problems on the PISA adaptation test ([Open Access](#))

(2017) *Journal of Physics: Conference Series*, 890 (1), art. no. 012089. Cited 7 times.

<http://www.iop.org/EJ/journal/conf>

doi: 10.1088/1742-6596/890/1/012089

[View at Publisher](#)

-
- ☐ 7 Christiansen, I.B.
(2006) *Pythagoras*, 64, p. 6. Cited 20 times.
-

- ☐ 8 Stacey, K.
The PISA view of mathematical literacy in Indonesia
([Open Access](#))

(2011) *Journal on Mathematics Education*, 2 (2), pp. 95-126. Cited 102 times.
<https://ejournal.unsri.ac.id/index.php/jme/article/view/746/200>
doi: 10.22342/jme.2.2.746.95-126

[View at Publisher](#)
-

- ☐ 9 Wijaya, A.
Students' information literacy: A perspective from
mathematical literacy ([Open Access](#))

(2016) *Journal on Mathematics Education*, 7 (2), pp. 73-82. Cited 22 times.
<https://ejournal.unsri.ac.id/index.php/jme/article/view/3532/1875>
doi: 10.22342/jome.v7i2.3532

[View at Publisher](#)
-

- ☐ 10 Akker, Den, J.V., Gravemeijer, K., McKenney, S., Nieveen, N.
(2006) *Educational Design Research*. Cited 468 times.
(New York: Taylor and Francis Group)
-

© Copyright 2018 Elsevier B.V., All rights reserved.

About Scopus

- What is Scopus
- Content coverage
- Scopus blog
- Scopus API
- Privacy matters

Language

- 日本語に切り替える
- 切换到简体中文
- 切换到繁體中文
- Русский язык

Customer Service

- Help
- Tutorials
- Contact us

ELSEVIER

[Terms and conditions ↗](#) [Privacy policy ↗](#)

Copyright © Elsevier B.V ↗. All rights reserved. Scopus® is a registered trademark of Elsevier B.V.
We use cookies to help provide and enhance our service and tailor content. By continuing, you agree to the use of cookies.



also developed by scimago:



SCIMAGO INSTITUTIONS RANKINGS

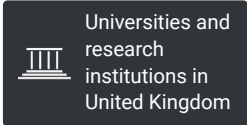
SJR

Scimago Journal & Country Rank

Enter Journal Title, ISSN or Publisher Name

[Home](#)[Journal Rankings](#)[Country Rankings](#)[Viz Tools](#)[Help](#)[About Us](#)

Journal of Physics: Conference Series

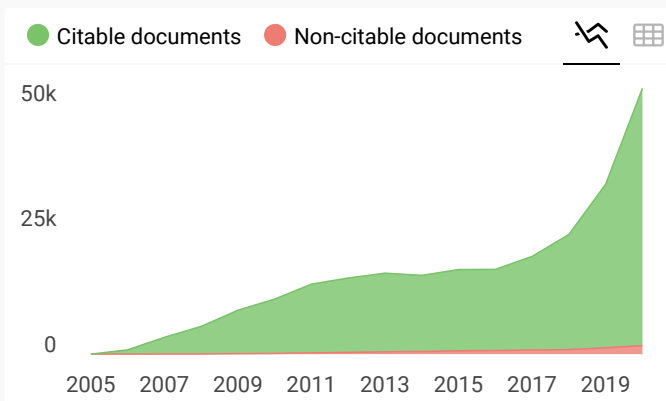
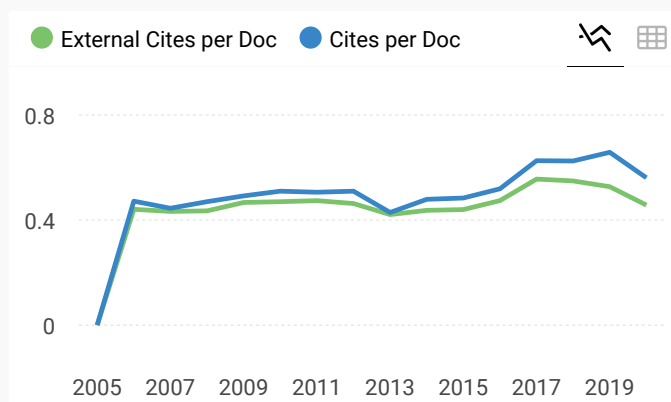
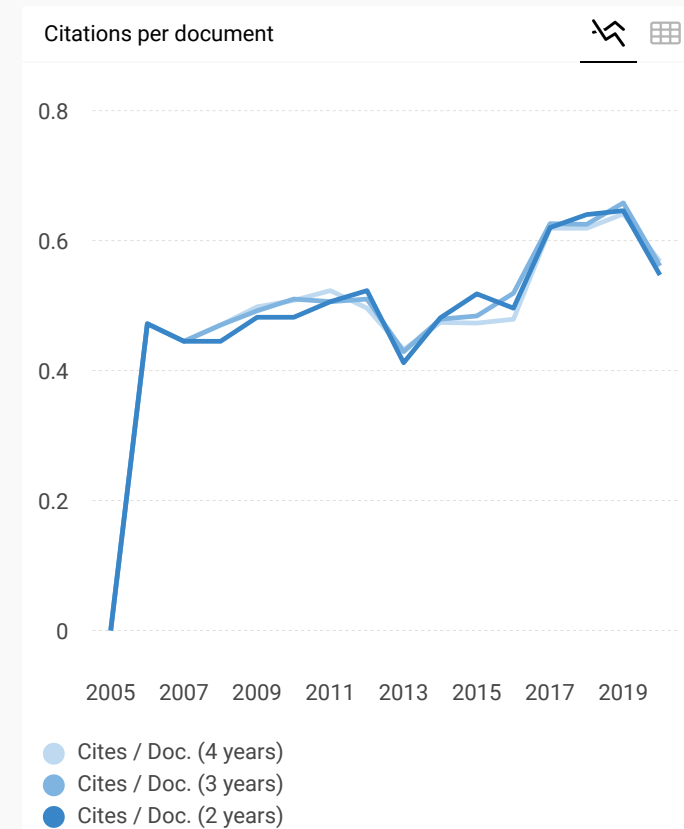
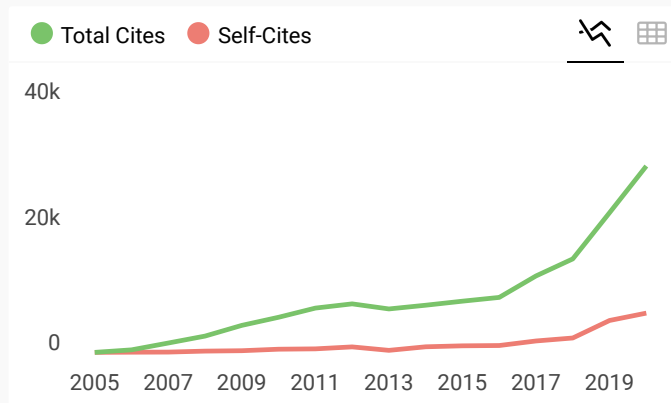
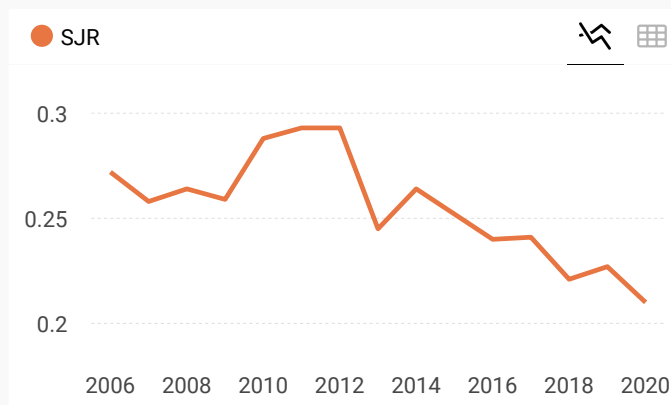
COUNTRY	SUBJECT AREA AND CATEGORY	PUBLISHER	H-INDEX
United Kingdom 	Physics and Astronomy └ Physics and Astronomy (miscellaneous)	IOP Publishing Ltd.	85
PUBLICATION TYPE	ISSN	COVERAGE	INFORMATION
Conferences and Proceedings	17426588, 17426596	2005-2020	Homepage How to publish in this journal jpcs@iopublishing.org

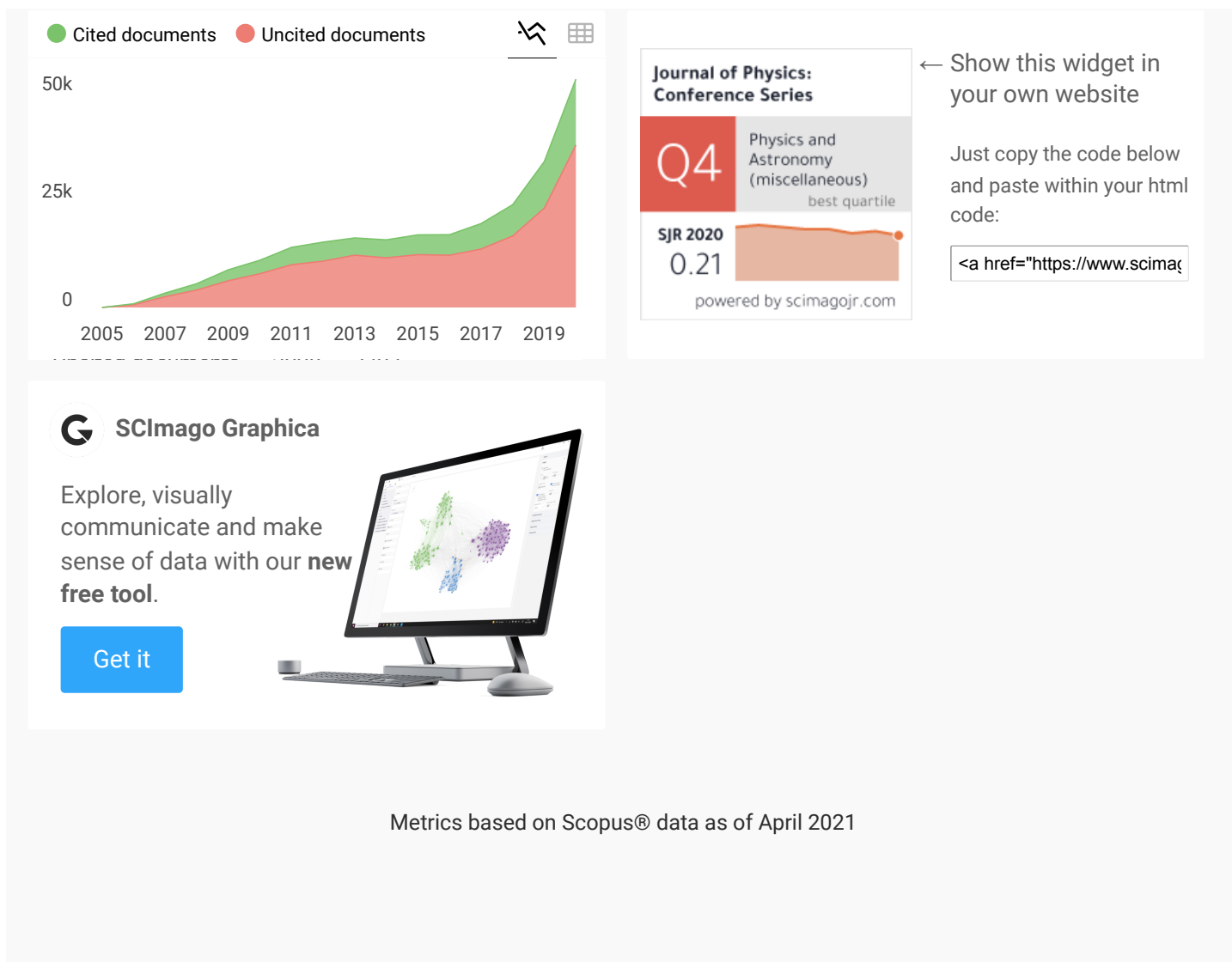
SCOPE

The open access Journal of Physics: Conference Series (JPCS) provides a fast, versatile and cost-effective proceedings publication service.

[Join the conversation about this journal](#)

Quartiles





Zainab 4 weeks ago

hello, is the IOP Journal of Physics: Conference Series of this journal listed in scopus?

← reply



Melanie Ortiz 4 weeks ago

SCImago Team

Dear Zainab, thank you very much for your comment. We suggest you consult the Scopus database directly. Keep in mind that the SJR is a static image (the update is made one time per year) of a database (Scopus) which is changing every day.

Best Regards, SCImago Team



Dr Girisha A 1 month ago

Dear sir,

Please inform me, whether Journal of Physics: Conference Series 1767 (2021) 012011 is rated in

Journal of Physics

Conference Series

The 11th Biennial Conference on
Classical and Quantum Relativistic
Dynamics of Particles and Fields

1239

VOLUME 1239 – 2019

4–7 June 2019
Mérida, Yucatán, Mexico

EDITOR
Marta Lind

The open access journal for conference proceedings
iopscience.org/jpcs

IOP Publishing

The Committee of 6th South East Asia Design Research International Conference (SEA-DR IC) 2018**Steering Committee**

Prof. Dr. Ir. Samsul Rizal, M. Eng (Rector of Syiah Kuala University)

Prof. Dr. Djufri, M. Si (Dean of FKIP Syiah Kuala University)

Prof. Dr. Maarten Dolk

Prof. Dr. R.K Sembiring

Dr. Y. Marpaung

Prof. Dr. Zulkardi, M. I. Kom, M.Sc.

Prof. Dr. Sutarto Hadi, M.Si., M. Sc.

Prof. Dr. Dian Armanto, M.Pd, M.Sc.

Prof. Dr. Ahmad Fauzan, M.Pd, M. Sc.

Prof. Dr. Turmudi, M.Ed, M.Sc.

Dr. M. Ikhsan, M.Pd. (Head of Mathematics Education Department of Syiah Kuala Univesity)

Prof. Berinderjeet Kaur

Prof. Lilia Halim

Organizing Committee

Conference Chair : Dr. Rahmah Johar, M.Pd.

Conference Co-Chair : Dr. Anwar, M.Pd.

Secretary : Dr. Mailizar, M.Ed.

Vice Secretary : Elizar, Ph.D.

Treasurer : Dr. Cut Morina Zubainur, M.Pd.

Vice Treasurer : Suhartati, M.Pd.

Scientific Committee

Scientific Committee Chair : Prof. Dr. Marwan, M. Si

Scientific Committee Member :

Prof. Maarten Dolk

Prof. Rohaida Mohd. Saat

Prof. Dr. Musri Musman, M.Sc.

Prof. Dr. Ratu Ilma Indra Putri, M.Si.

Prof. Dr. Muchlisin Z.A, M.Sc.

Prof. Dr. Adlim, M.Sc.

Prof. Dr. Ahmad Fauzan, M.Sc.

Dr. Cathy Wissehr

Dr. Wanty Widjaja

Dr. Abdul Halim Abdullah

Dr. Ariyadi Wijaya, M.Sc.

Dr. Al Jupri, M.Sc.

Dr. Tatag Yuli Eko Siswono, M.Pd.

Dr. Yenita Roza, M.Sc.

Dr. Shintia Revina, M.Sc.

Dr. Neni Mariana, M.Sc.

Dr. Rooselina Ekawati, M.Sc.

Dr. Nasrullah Idris, M.Eng.

Dr. Hongki Julie, M.Pd.

Dr. Taufik Fuadi Abidin, M.Tech.

Dr. Rully Charitas Indra Prahmana

Dr. Supriatno, M.Si.
Dr. Said Munzir, M.Eng.Sc.
Dr. Suhartono, M.Sc.
Aysenur Alp
Zarlaida Fitri, M.Sc.
Veronika Fitri Rianasari, M.Sc.
Meliasari., M.Sc.
Zetra Hainul Putra, M.Sc.
Destina Wahyu Winarti, M.Sc.
Fridgo Tasman, M.Sc.
Fatimatul Khikmiyah, M.Sc.
Achmad Badrun Kurnia, M.Sc.
Mulia Putra, M.Pd., M.Ed.
Rita Novita, M.Pd.
Bustang Buhari, M.Sc.
Intan Kemala Sari, M.Pd.

Keynote Speakers

Prof. Berinderjeet Kaur	National Institute of Education, Singapore
Prof. Maarten Dolk	Utrecht University, the Netherlands
Prof. Lilia Halim	University Kebangsaan Malaysia, Malaysia
Dr. John Willison	the University of Adelaide, Australia

The 6th South East Asia Design Research International Conference (SEA-DR IC) 2018

**R Johar¹, C Morina¹, Anwar¹, Mailizar¹, Elizar¹, C Khairunnisak¹, R C I Prahmana²,
W Artika¹, L Vitoria¹, L Khairi¹, S Maulina¹ and M Ulfa¹**

¹Syiah Kuala University, Banda Aceh, 23111, Indonesia

²Universitas Ahmad Dahlan, Jl. Pramuka Kav. 5, Yogyakarta 55161, Indonesia

E-mail: rahmahjohar@fkip.unsyiah.ac.id

Preface

The South East Asia Design Research (SEA-DR) as a forum of design research in collaboration with Master Program of Mathematics Education, Syiah Kuala University, organized the 6th SEA-DR conference with the theme “Inspiring students to learn: Fostering innovative teaching and learning of science, mathematics and technology”.

This conference was an excellent opportunity for academics, researchers, teachers and students to share knowledge, experiences and research findings as well as to inspire the best practice of development research in the field of teaching mathematics, science, and technology.

We had four keynote speakers that were Prof. Berinderjeet Kaur, Prof. Maarten Dolk, Prof. Lilia Halim, and Dr. John Willison. We also had ten invited speakers and four keynote speakers in workshop sessions. Furthermore, there were 181 papers, including 148 oral presentation and 33 posters presentations. The 6th SEA-DR conference successfully attracted delegates from many countries. There were seven countries participating in this conference, including: Singapore, the Netherlands, Denmark, Australia, Malaysia, Brunei Darussalam, and Indonesia.

Finally, we would like to extend our gratitude for everyone involved for their contribution in the conference.



NOTICE: Ukraine: [Click here to read IOP Publishing's statement.](#)

Table of contents

Volume 1088

September 2018

◀ Previous issue Next issue ▶

The 6th South East Asia Design Research International Conference (6th SEA-DR IC)27–28 June 2018, Banda Aceh, Indonesia

Accepted papers received: 17 August 2018

Published online: 19 October 2018

[Open all abstracts](#)

Preface

OPEN ACCESS 011001

The 6th South East Asia Design Research International Conference (6th SEA-DR IC)

+ Open abstract  View article  PDF

OPEN ACCESS 011002

Peer review statement

+ Open abstract  View article  PDF

Papers

OPEN ACCESS 012001

The effectiveness of STEM mentoring program in promoting interest towards STEM

L Halim, T M T Soh and N M Arsad

+ Open abstract  View article  PDF

OPEN ACCESS 012002

How do we let students work as 'young mathematicians' in the classroom?

M Dolk

+ Open abstract  View article  PDF

OPEN ACCESS 012003

Teachers' collective knowledge: the case of equivalent fractions

Z H Putra and C Winslow

+ Open abstract  View article  PDF

OPEN ACCESS 012004

Developing spatial reasoning activities within geometry learning

D W Winarti

+ Open abstract  View article  PDF

OPEN ACCESS 012005

Android based e-learning tutorial for mathematics teachers

Y Roza, I Daqiqil, S N Siregar, S Salam and A Adnan

+ Open abstract  View article  PDF

OPEN ACCESS 012006


The application of R and ArcGIS software as a learning media to estimate the return period of the destructive earthquake in Aceh areas using maximum likelihood method

H Sofyan, Jumila and L Rahayu

+ Open abstract  View article  PDF

This site uses cookies. By continuing to use this site you agree to our use of cookies. To find out more, see our [Privacy and Cookies policy](#).



OPEN ACCESS	012007
Enhancing manipulation of algebraic equation through Balance Method	
D N B Pg Badaruddin, K A Tengah and R C I Prahmana	
+ Open abstract View article PDF	
OPEN ACCESS	012008
Designing an integrated learning strategy to develop students' awareness of river environment and science process skills	
A Winarti, Sarbain and M Yamin	
+ Open abstract View article PDF	
OPEN ACCESS	012009
Formative assessment in science education: Is it being practiced?	
M J B Espiritu, M Shahrill, J S H Q Perera and R C I Prahmana	
+ Open abstract View article PDF	
OPEN ACCESS	012010
Uncertainty and data content in bowling: Task design	
R Permatasari, R I I Putri and Zulkardi	
+ Open abstract View article PDF	
OPEN ACCESS	012011
Teachers' reflections on students' mathematical problem solving in junior high school	
Y Harisman, Y S Kusumah and K Kusnandi	
+ Open abstract View article PDF	
OPEN ACCESS	012012
Development of Learning Tool with Contextual Teaching and Learning (CTL) Approach to Improve Student Mathematical Connection Ability	
Mauliana, M Ikhsan and M Subianto	
+ Open abstract View article PDF	
OPEN ACCESS	012013
Learning of reproduction system with an integrative curriculum approach in junior high school	
Ibrahim, N Yusoff, M I Awang and Marwan	
+ Open abstract View article PDF	
OPEN ACCESS	012014
Assessing the validity and reliability of questionnaires on the implementation of Indonesian curriculum K-13 in STEM education	
R Oktavia, Irwandi, Rajibussalim, M Mentari and I S Mulia	
+ Open abstract View article PDF	
OPEN ACCESS	012015
Characterising formative assessment practices in the mathematics classes	
J Low, M Shahrill, J S H Q Perera and R C I Prahmana	
+ Open abstract View article PDF	
OPEN ACCESS	012016
Design learning in mathematics education: <i>Engaging early childhood students in geometrical activities to enhance geometry and spatial reasoning</i>	
R Novita, M Putra, E Rosayanti and F Fitriati	
+ Open abstract View article PDF	
OPEN ACCESS	012017
Elementary students' representations in solving word problems	
J T Manoy	
+ Open abstract View article PDF	
OPEN ACCESS	012018
This site uses cookies. By continuing to use this site you agree to our use of cookies. To find out more, see our Privacy and Cookies policy.	

[+ Open abstract](#) [View article](#) [PDF](#)

OPEN ACCESS

012030

The development of learning instruments through the problem-based learning model to enhance students' creativity

M Iqbal, Yusrizal and Z Abidin

[+ Open abstract](#) [View article](#) [PDF](#)

OPEN ACCESS

012031

Analysis of students' errors in responding to TIMSS domain algebra problem

B A Saputro, D Suryadi, R Rosjanuardi and B G Kartasmita

[+ Open abstract](#) [View article](#) [PDF](#)

OPEN ACCESS

012032

Teaching and learning statistics in college: how learning materials should be designed

K Idris

[+ Open abstract](#) [View article](#) [PDF](#)

OPEN ACCESS

012033

The development of mathematics student worksheet for school literacy movement

K N S Effendi, Zulkardi, R I I Putri and P Yaniawati

[+ Open abstract](#) [View article](#) [PDF](#)

OPEN ACCESS

012034

Application of Microsoft Excel as an interactive learning media of acid-base titration

I Khaldun, M Hasan and Nilawati

[+ Open abstract](#) [View article](#) [PDF](#)

OPEN ACCESS

012035

Teachers' use of learning resources in spatial learning

C Khairunnisak, E Elizar, R Johar and T P Utami

[+ Open abstract](#) [View article](#) [PDF](#)

OPEN ACCESS

012036

The validity of vector analysis module using *wxMaxima software*

Khairina, M Ikhsan and Suhartati

[+ Open abstract](#) [View article](#) [PDF](#)

OPEN ACCESS

012037

Difficulties analysis of mathematics education students on the real analysis subject

I Widiati and A Sthephani

[+ Open abstract](#) [View article](#) [PDF](#)

OPEN ACCESS

012038

The development of learning instruments based on an open-ended approach to improve students' problem-solving skill

N R Fandanu, M Ikhsan and Bahrin

[+ Open abstract](#) [View article](#) [PDF](#)

OPEN ACCESS

012039

The development of learning materials using contextual teaching learning (CTL) approach oriented on the character education

R Johar, Agussalim, M Ikhsan and B Zaura

[+ Open abstract](#) [View article](#) [PDF](#)

OPEN ACCESS

012040

Developing learning trajectory for teaching statistics at junior high school using RME approach

A Fauzan, E Musdi and J Afriadi

[+ Open abstract](#) [View article](#) [PDF](#)

OPEN ACCESS

012041

This site uses cookies. By continuing to use this site you agree to our use of cookies. To find out more, see our Privacy and Cookies policy.



The integration of science and math

Y Fitria, Y Helsa, H Nirwana and A P Zulkarnaini

[+ Open abstract](#) [View article](#) [PDF](#)

OPEN ACCESS

012042

The practicality of the quadratic function module by utilizing Autograph Software and Angry Birds game

C M Zubainur, Suhartati and Iwannitona

[+ Open abstract](#) [View article](#) [PDF](#)

OPEN ACCESS

012043

Development of algebra test questions based on Bloom's taxonomy

M Husna, R Johar, Hajidin and Mailizar

[+ Open abstract](#) [View article](#) [PDF](#)

OPEN ACCESS

012044

Developing LTBI for addition and multiplication rules in probability theory with realistic mathematics education

H Julie

[+ Open abstract](#) [View article](#) [PDF](#)

OPEN ACCESS

012045

Developing a physics module based on the local wisdom of Hulu Sungai Tengah regency to train the *murakata* character

S Hartini, M F Isnanda, M Wati, M Misbah, S An'nur and S Mahtari

[+ Open abstract](#) [View article](#) [PDF](#)

OPEN ACCESS

012046

The development of learning resources through Benthic species study in mangrove ecosystem Reuleung Leupung for invertebrate zoology learning

M Ali S, Supriyatno, M D Asiah, M Saputri, A Mursawal and Zulfikar

[+ Open abstract](#) [View article](#) [PDF](#)

OPEN ACCESS

012047

PISA-like mathematics problems using the context of athletics in Asian Games 2018

I Pratiwi, R I I Putri and Zulkardi

[+ Open abstract](#) [View article](#) [PDF](#)

OPEN ACCESS

012048

Learning direct proportion by using the context of *timpan* recipes

S F Zuhra, C M Zubainur and T F Abidin

[+ Open abstract](#) [View article](#) [PDF](#)

OPEN ACCESS

012049

Developing mathematics teaching tool using ELPSA

E Gradini and F Bahri

[+ Open abstract](#) [View article](#) [PDF](#)

OPEN ACCESS

012050

The effectiveness of learning instruments on the topic of the set using problem-based learning model at Islamic junior high school in Pekanbaru

Sakur, A Murni and R D Anggraini

[+ Open abstract](#) [View article](#) [PDF](#)

OPEN ACCESS

012051

The teacher's mathematical literacy for the change and relationship problems on the PISA adaptation test

A Y Anggoro, H Julie, F Sanjaya and M A Rudhito

[+ Open abstract](#) [View article](#) [PDF](#)

OPEN ACCESS

012052

Junior high school mathematics teachers' pedagogical content knowledge in teaching of polyhedra

This site uses cookies. By continuing to use this site you agree to our use of cookies. To find out more, see our Privacy and Cookies policy.

Marlin, M Ilyas and Salwan



PAPER • OPEN ACCESS

The teacher's mathematical literacy for the change and relationship problems on the PISA adaptation test

To cite this article: A Y Anggoro *et al* 2018 *J. Phys.: Conf. Ser.* **1088** 012051

View the [article online](#) for updates and enhancements.

You may also like

- [Teacher's strategies to promote student's mathematical competencies in algebra: a case study](#)

Masduki Masduki, Stephanus Suwarsono and M T Budiarto

- [Searching for Authentic Context in Designing PISA-like Mathematics Problem: From Indoor to Outdoor Field Experience](#)

T Y E Siswono, A W Kohar, A H Rosyidi et al.

- [Pre-service mathematics teachers' knowledge, beliefs, and attitude toward using PISA-based problem in mathematics education](#)

A D Fachrudin, S Widadah and I B Kusumawati



The Electrochemical Society
Advancing solid state & electrochemical science & technology

242nd ECS Meeting

Oct 9 – 13, 2022 • Atlanta, GA, US

Abstract submission deadline: **April 8, 2022**

Connect. Engage. Champion. Empower. Accelerate.

MOVE SCIENCE FORWARD



Submit your abstract



The teacher's mathematical literacy for the change and relationship problems on the PISA adaptation test

A Y Anggoro, H Julie, F Sanjaya and M A Rudhito

Sanata Dharma University, Jl. Affandi Tromol Pos 29, Sleman, Yogyakarta 55002
Indonesia

E-mail: yudhianggoro@usd.ac.id

Abstract. There is evidence suggesting that teachers are one of the factors influencing student's performance in solving mathematical problems. However, the study on Indonesian teacher's ability to solve PISA's mathematical problems is inadequate. Therefore, this study aimed to examine Indonesian teachers' ability in solving PISA-adapted mathematics problems for the topic of change and relationship. This study employed a case study research design involving seven mathematics teachers from various schools in Yogyakarta. They were required to solve PISA-adapted mathematics problems classified into four areas, namely Change and relationship, Space and Shape, Uncertainty, and Quantity. The results showed that: (1) all teachers could solve the first level problem, (2) all teachers could solve the first problem at the third level, (3) five teachers (71.43 %) could solve the second problem at the third level, (4) two teachers (28.57 %) could solve a third problem at the third level, (5) six teachers (85.71 %) could solve the fourth problem at the third level, (6) four teachers (57.14 %) could solve the first problem at the fourth level, and (7) Six teachers (85.71 %) could solve the second problem at the fourth level.

1. Introduction

Mathematical and pedagogy abilities of primary teachers were directly and positively related to their students' achievement [1,2]. Teachers' perception also significantly correlates with the students' knowledge [1,2]. The teachers' perception in this study was defined as (1) the paradigm of teachers of mathematics teaching and learning process, and (2) teachers' concern of students' mathematics achievement is closely related to teachers' mathematical knowledge [1,2]. Teachers' paradigm on the settlement of mathematical models and learning organization supported teacher mastery of the mathematics knowledge and the pedagogy [1,2]. Thus, one of the determinants of students' success in solving the PISA test is teachers' ability in managing the mathematics teaching and learning process and solving mathematical problems.

In 2015, Indonesia followed the PISA test for the fifth time and the ranking Indonesia for PISA tests were 63 for mathematics, 62 for science, and 64 for reading from 70 countries. These results generally improved, especially for mathematics, and scientific literacy. In the PISA test at 2012, ranking literacy in mathematics and science was 65 and 64, while the areas of reading literacy in 61 of 65 countries. The average score on the PISA tests at 2015 were as follows 386 for math, 403 for science, and 397 for reading. The average score on the PISA tests at 2012 were as follows 375 for math, 382 for science, and 396 for reading [3,4]. PISA test involved four content namely (1) the



quantity, (2) space and shape, (3) change and relationship, and (4) uncertainty and data [3, 4, 5]. There were six levels in the PISA questions related to mathematical literacy of students [1].

In 2017, Hongki et al. [6] revealed that 55.56 % of junior high school students achieved level 5 for change and relationship problem. Furthermore, 77.78 % of junior high school students achieved level 2 for change and relationship problem. These results lead us to the question: how is the teacher's mathematical literacy ability for the change and relationship problems?

Currently, studies that related to teacher's abilities in solving PISA-adapted mathematics problems are considered limited. Therefore, the objective of this paper was to describe the junior high school teacher ability for the PISA adaptation test in the quantity, space and shape, change and relationship, and uncertainty domain. This paper only describes the teachers' ability to solve the adaptation PISA test in the change and relationship domain.

If a student is equipped with mathematical literacy skills, he/she would understand the role of mathematics in his/her life [2,7,8]. Mathematical literacy is an individual's ability to identify and understand the role of mathematics in the world, to make an accurate assessment, use and involves mathematics in various ways to fulfill the individual needs as a reflective, constructive and filial citizen [5,8]. The following competencies would form the mathematical literacy skills, namely: (1) the mathematical thinking and reasoning competence, (2) the logical argument competence, (3) the mathematical communicating competence, (4) the problem model competence, (5) the proposing and solving problem competence, (6) the representing idea competence, and (7) the using of symbol and formal language competence [5,8].

Mathematical literacy was important because in the 21st century humans not only required a content knowledge, but also required skills that called as 21st century skills. The 21st skills include critical thinking and problem solving, creativity and innovation, communication and collaboration, flexibility and adaptability, initiative and self-direction, social and cross-cultural, productivity and accountability, leadership and responsibility, and information literacy [8,9]. Mathematical literacy became one of the components necessary to build 21st century skills [5].

2. Method

This research was design research. The goal of this study was to describe teachers' mathematical literacy for the change and relationship problem on PISA adaptation test. This goal was achieved by the following procedures:

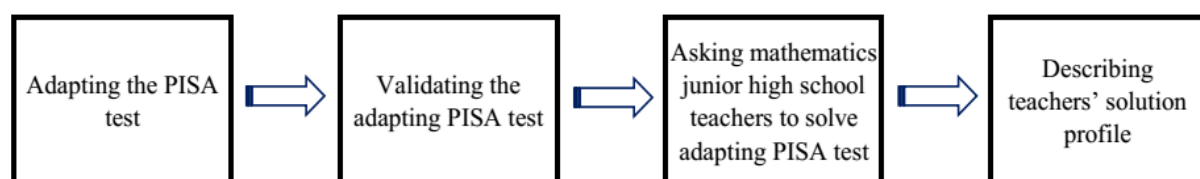
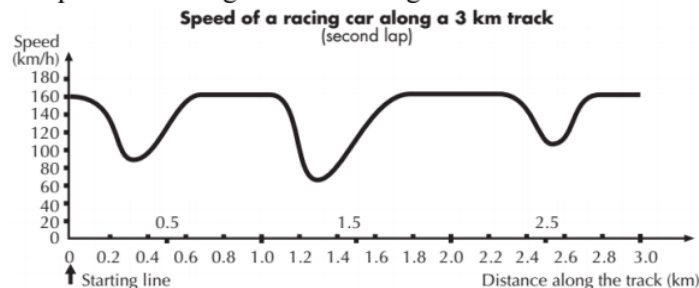


Figure 1. Research procedures.

This procedures followed research steps introduced by Akker [10]. The PISA adaptation test consisted of three change and relationship problems, four space and shape problems, two uncertainty problems, and four quantity problems. The subjects of this research were seven junior high school teachers in Yogyakarta and surrounding areas. The school was selected randomly, and each subject was the best teacher from the selected schools.

3. Results and discussion

This graph shows how the speed of a racing car varies along a flat 3 kilometer track during its second lap.



- a. Where was the lowest speed recorded during the second lap?
 - A. at the starting line.
 - B. at about 0.8 km.
 - C. at about 1.3 km.
 - D. halfway around the track.
- b. What can you say about the speed of the car between the 2.6 km and 2.8 km marks?
 - A. The speed of the car remains constant.
 - B. The speed of the car is increasing.
 - C. The speed of the car is decreasing.
 - D. The speed of the car cannot be determined from the graph.

Figure 2. Problem 1.

3.1. The teacher's answer for problem 1a

According to the graph presented in Figure 1, horizontal axis represented the distance along the track, and vertical axes represent cars' speed. Therefore, the lowest speed is represented as the deepest valley on the graph. Thus, the answer to the question is C. All teachers answered the question correctly. They can answer questions involving familiar contexts where all relevant information is presented, and the questions are clearly defined. Thus, we can conclude that all or 100% of teachers were in the first level.

3.2. The teacher's answer for problem 1b

At the interval (2.6, 2.8), the graph was increasing monotone. Thus, the answer is B, because the speed of the car was increasing. All teachers answered the question correctly. They can answer questions involving familiar contexts where all relevant information is presented, and the questions are clearly defined. Thus, all or 100% teacher are in the first level. The following was the example of the teacher's answer for problem 1a and 1b.

a) C. di sekitar jarak 1,3 km dari titik awal

b) B. kecepatan mobil meningkat.

Figure 3. The example of the teacher's answer for problem 1a and 1b.

People living in an apartment building decide to buy the building. They will put their money together in such a way that each will pay an amount that is proportional to the size of their apartment. For example, a man living in an apartment that occupies one fifth of the floor area of all apartments will pay one fifth of the total price of the building.

- a. There were three apartments in the building. The largest, apartment 1, has a total area of 95 m^2 . Apartments 2 and 3 have areas of 85 m^2 and 70 m^2 respectively. The selling price for the building is 30 billion rupiah. How much should the owner of apartment 2 pay? Show your work.
- b. Circle Correct or Incorrect for each of the following statements:

Statement	Correct / Incorrect
A person living in the largest apartment will pay more money for each square meter of his apartment than the person living in the smallest apartment.	Correct / Incorrect
If we know the areas of two apartments and the price of one of them we can calculate the price of the second.	Correct / Incorrect
If we know the price of the building and how much each owner will pay, then the total area of all apartments can be calculated.	Correct / Incorrect
If the total price of the building were reduced by 10%, each of the owners would pay 10% less.	Correct / Incorrect

Figure 4. Problem 2.

3.3. Teacher's answer for problem 2a

Generally, all teachers used the same technique to solve this problem. First, they counted the total area of the apartment, that is $95 \text{ m}^2 + 85 \text{ m}^2 + 70 \text{ m}^2 = 250 \text{ m}^2$. After that, by using worth comparison, they counted the price of apartment 2. The result was IDR 10.200.000.000 or some teacher simply wrote 10.2 M. From this solution, we knew that teachers can interpret agreement between apartment buyer and seller and represent it by using comparison. Thus, we can conclude that all or 100% teacher was in the level 3.

Table 1. Teacher's answer of problem 2a.

Statement	Answer
A person living in the largest apartment will pay more money for each square meter of his apartment than the person living in the smallest apartment.	Incorrect
If we know the areas of two apartments and the price of one of them we can calculate the price of the second.	Correct
If we know the price of the building and how much each owner will pay, then the total area of all apartments can be calculated.	Incorrect
If the total price of the building were reduced by 10%, each of the owners would pay 10% less.	Correct

3.3.1. *Teacher's answer for problem 2b.1.* Four teachers answered "incorrect" for question 2b.1 and three teachers answered "correct" for this problem. Thus 57.14% teachers were in the level 4 because they can construct and communicate the reasons why they answer "incorrect" based on their interpretation of proportional understanding. About 42.86% teacher could not be leveled.

3.3.2. *Teacher's answer to problem 2b.2.* Five teachers answered "correct" for question 2b.2, one teacher answered "incorrect" for this problem and one teacher did not answer the question. Thus 71.43% of teachers were in the level 3 because they can communicate their interpretation of given

information in the problem, the result of their thinking, and the reason for their answer. About 14.29 % teacher could not be leveled, and 14.29% teacher did not answer the question.

3.3.3. Teacher's answer for problem 2b.3. Two teachers answered "incorrect" for question 2b.3, four teachers answered "correct" for this problem, and one teacher did not answer the question. Thus 28.57% of teachers were in the level 3 because they can communicate their interpretation of given information in the problem, the result of their thinking, and the reason for their answer. About 57.14% teacher could not be leveled, and 14.29% teacher did not answer the question.

3.3.4. Teacher's answer for problem 2b.4. Six teachers answered "correct" for question 2b.4, and one teacher answered "incorrect" for this problem. Thus 85.71% teachers were in the level 4 because they can construct and communicate the reasons why they answer "correct" based on their interpretation of proportional understanding. About 14.29% teacher did not answer the question.

In 1998 the average height of both young males and young females in the Netherlands is represented in this graph. According to this graph, on average, during which period in their life are females taller than males of the same age?

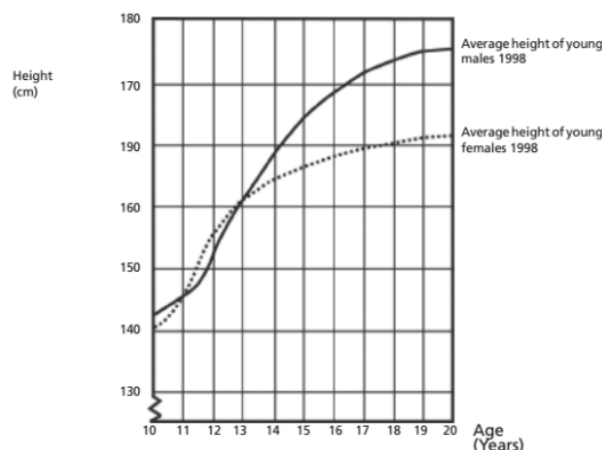


Figure 5. Problem 3.

3.4. Teacher's answer to problem 3

From Figure 5, we knew that the graph of the average height of young males in 1998 is above the graph of the average height of young females 1998 before 11 years old or after 13 years old. It means that at that period, males are taller than females of the same age. During period 11 – 13 years old, the graph of the average height of young males in 1998 is under the graph of the average height of young females in 1998. It means that at that period females are taller than males of the same age. Five teachers answer the question correctly. They claim that females are taller than male in the period 11 – 13 years old. Therefore, those five teachers were in the third level or 85.71% of the teachers are in the third level because they can communicate their interpretation of given information in the problem, the result of their thinking, and the reason of their answer. One teacher gave a different answer. She stated that females are taller than male at the age of 11 and 14 years old. Unfortunately, she didn't give any reason for her statement. Therefore, we can't level this teacher. The following is the example of the teacher's answer:

JAWABAN: Menurut grafik perempuan lebih tinggi
dari laki-laki pada usia yang sama
yaitu pada saat usia antara
11 sampai 13 tahun

Figure 6. The teacher's answer to problem 3.

The result obtained by the teachers could be summarized in Table 2:

Table 2. The teachers' ability for the change and relationship problems for the PISA adaptation test.

Problem	Teacher's Achievement Level	Reason	The number of teachers	Percentage
1a	Level 1	Teachers can answer questions involving familiar contexts where all relevant information is present, and the questions are clearly defined.	7	100 %
1b	Level 1	Teachers can answer questions involving familiar contexts where all relevant information is present, and the questions are clearly defined.	7	100 %
2a	Level 3	The teacher can interpret the agreement between apartment buyer and seller and represent it by using comparison.	7	100 %
2b.1	Level 4	Teachers can construct and communicate the reasons why they answer "incorrect" based on their interpretation of proportional understanding.	4	57.14 %
	Could not be leveled	-	3	42.86 %
2b.2	Level 3	Teachers can communicate their interpretation of given information in the problem, the result of their thinking, and the reason for their answer.	5	71.43 %
	Didn't answer the question	-	1	14.29 %
	Could not be leveled	-	1	14.29 %
2b.3	Level 3	Teachers can communicate their interpretation of given information in the problem, the result of their thinking, and the reason for their answer.	2	28.57 %
	Didn't answer the question	-	1	14.29 %
	Could not be leveled	-	4	57.14 %
2b.4	Level 4	Teachers can construct and communicate the reasons why they answer "correct" based on their interpretation of proportional understanding.	6	85.71 %
	Didn't answer the question	-	1	14.29 %
3	Level 3	Teachers can communicate their interpretation of given information in the problem, the result of their thinking, and the reason for their answer.	6	85.71 %
	Could not be leveled	-	1	14.29 %

From the table above, we knew that teacher's ability in solving problem level 1 - 4 is good. Furthermore, from [1,2] we knew that teacher's mathematical abilities were related to student's achievement. These facts were chance for us to upgrade student's literacy ability by choose appropriate pedagogy to teach them.

4. Conclusions

Based on the results, it can be concluded that: (1) the first level one problem could be solved by all teachers; (2) the first level three problem could be solved by all teachers; (3) the second level three problem could be solved by five or 71.43 % teachers; (4) the third level three problem could be solved by two or 28.57 % teachers; (5) the fourth level three problem could be solved by six or 85.71 % teachers; (6) the first level four problem could be solved by four or 57.14 % teachers; (7) the second level four problem could be solved by six or 85.71 % teachers.

Acknowledgments

Our thanks to the Ministry of the Research, Technology and Higher Education has been funding this research so we could finish this research and present this publication through Penelitian Strategis Nasional Institusi Tahun 2018 grant distributed through the Sanata University Dharma.

References

- [1] Campbell, Patricia F, et. all. 2014 *Journal for Research in Mathematics Education* **45** 419
- [2] Julie H 2017 *International Journal of Science and Applied Science: Conference Series* **1** 55
- [3] OECD 2013 *PISA 2012 Results: What students know and can do. Student Performance in mathematics, reading, and science* (Paris: OECD)
- [4] OECD 2012 *Assessment Framework. Key Competencies in Reading, Mathematics and Science* (Paris: OECD)
- [5] Julie H and Marpaung Y 2012 *Widya Dharma* **23**
- [6] Hongki J et. al. 2017 *J. Phys.: Conf. Ser.* **890** 012089
- [7] Christiansen I B 2006 *Pythagoras* **64** 6
- [8] Stacey K 2011 *Journal Mathematics Education* **2** 95
- [9] Wijaya A 2016 *IndoMS Journal Mathematics Education* **7** 73
- [10] Akker, Den J V, Gravemeijer K, McKenney S and Nieveen N 2006 *Educational Design Research* (New York: Taylor and Francis Group)