

Search for Articles:

Title / Keyword

Author / Affiliation

Algorithms

All Article Types

Search

Advanced

Journals / Algorithms / Special Issues / Algorithms for Communication Networks

Tracked for
Impact
FactorCITESCORE
3.3

algorithms

Submit to Special Issue

Submit Abstract to Special Issue

Review for Algorithms

Edit a Special Issue

Journal Menu

- Algorithms Home
- Aims & Scope
- Editorial Board
- Reviewer Board
- Topical Advisory Panel
- Instructions for Authors
- Special Issues
- Topics
- Sections & Collections
- Article Processing Charge
- Indexing & Archiving
- Editor's Choice Articles
- Most Cited & Viewed
- Journal Statistics
- Journal History
- Journal Awards
- Society Collaborations
- Conferences
- Editorial Office

Special Issue "Algorithms for Communication Networks"

- [Print Special Issue Flyer](#)
- [Special Issue Editors](#)
- [Special Issue Information](#)
- [Keywords](#)
- [Published Papers](#)
- [Planned Papers](#)

A special issue of *Algorithms* (ISSN 1999-4893). This special issue belongs to the section "Algorithms for Multidisciplinary Applications".

Deadline for manuscript submissions: **15 March 2023** | Viewed by 9624

Share This Special Issue



Special Issue Editors

Prof. Dr. Andras Farago [E-Mail](#) [Website](#) [SciProfiles](#)

Guest Editor

Department of Computer Science, Erik Jonsson School of Engineering and Computer Science, The University of Texas at Dallas, P.O. Box 830688, MS-EC31, Richardson, TX 75083-0688, USA

Interests: communication networks and their protocols; network design/analysis methods; algorithms;



Journal Browser

volume ▼

issue ▼

Go

> Forthcoming issue

> Current issue

Vol. 16 (2023)	Vol. 8 (2015)
Vol. 15 (2022)	Vol. 7 (2014)
Vol. 14 (2021)	Vol. 6 (2013)
Vol. 13 (2020)	Vol. 5 (2012)
Vol. 12 (2019)	Vol. 4 (2011)
Vol. 11 (2018)	Vol. 3 (2010)
Vol. 10 (2017)	Vol. 2 (2009)
Vol. 9 (2016)	Vol. 1 (2008)

Affiliated Society:



interests: communication networks and their protocols; network design/analysis methods; algorithms;

complexity

Special Issues, Collections and Topics in MDPI journals

Dr. Ionut Brandusoiu [E-Mail](#) [Website](#) [SciProfiles](#)

Guest Editor

Department of Communications, Technical University of Cluj-Napoca, Strada Memorandumului 28, 400114 Cluj-Napoca, Romania

Interests: neural networks; deep learning; support vector machines; bayesian networks; decision trees; principal component analysis; feature selection; logistic regression; Multiple Linear; regression; time series analysis

Dr. Héctor Migallón [E-Mail](#) [Website](#) [SciProfiles](#)

Guest Editor

Department of Computer Engineering, Miguel Hernández University, Av. de la Universidad s/n. Ed. Alcudia, 03202 Elche (Alicante), Spain

Interests: distributed and parallel computing and algorithms; Image Processing; video coding; sensor networks; engineering algorithms; control processing; Hardware Accelerators; communication systems and networks; wireless sensor network; Human-Machine Interface; Digital signal processing; data mining; coding theory (including data compression, error-correction and cryptographic algorithms)

Special Issues, Collections and Topics in MDPI journals

Special Issue Information

Dear Colleagues,

Communication networks are being used very widely and becoming even more ubiquitous as they evolve to connect not only people, but also a multitude of non-human actors, such as computers, sensors, actuators, various machines, vehicles, appliances, and many others: a practically infinite number of things. This trend clearly points to networks that can grow extremely large and complicated. As a consequence, efficient and scalable algorithms to support the network operation will likely become even more important than they already are today. This Special Issue is devoted to algorithms and protocols that support the operation or design of large networks and/or that are motivated by networking issues.

Topics of interest include, but are not limited to, the following:

- Routing algorithms for various types of networks
- Algorithms/protocols for congestion control
- Medium access control (MAC) protocols
- Algorithms for network design and dimensioning
- Designing, operating, and maintaining virtual substructures, such as network slices and virtual subnetworks
- Modeling very large networks via novel mathematical methods
- Approaches for cross-layer design
- Optimization methods for network-inspired tasks
- Graph models and graph algorithms motivated by networking problems
- Models for the systematic analysis and design of the network architecture

Prof. Dr. Andreu Fariñas

Prof. Dr. Andras Farago

Dr. Ionut Brandusoiu

Dr. Héctor Migallón

Guest Editors

Manuscript Submission Information

Manuscripts should be submitted online at www.mdpi.com by **registering** and **logging in to this website**. Once you are registered, **click here to go to the submission form**. Manuscripts can be submitted until the deadline. All submissions that pass pre-check are peer-reviewed. Accepted papers will be published continuously in the journal (as soon as accepted) and will be listed together on the special issue website. Research articles, review articles as well as short communications are invited. For planned papers, a title and short abstract (about 100 words) can be sent to the Editorial Office for announcement on this website.

Submitted manuscripts should not have been published previously, nor be under consideration for publication elsewhere (except conference proceedings papers). All manuscripts are thoroughly refereed through a single-blind peer-review process. A guide for authors and other relevant information for submission of manuscripts is available on the **Instructions for Authors** page.

Algorithms is an international peer-reviewed open access monthly journal published by MDPI.

Please visit the **Instructions for Authors** page before submitting a manuscript. The **Article Processing Charge (APC)** for publication in this **open access** journal is 1600 CHF (Swiss Francs). Submitted papers should be well formatted and use good English. Authors may use MDPI's **English editing service** prior to publication or during author revisions.

Keywords

- Network algorithms
- Network design
- Graph models and graph algorithms for networks
- Optimization for networks
- Network architecture

Published Papers (7 papers)

[Download All Papers](#)

Order results

Content type



Result details

Normal





[Show export options](#)

Research

Jump to: [Review](#)

BCCC Disjoint Path Construction Algorithm and Fault-Tolerant Routing Algorithm under Restricted Connectivity

by  Jialiang Lu,  Xiaoyu Du,  Huiping Li and  Zhijie Han

Algorithms 2022, 15(12), 481; <https://doi.org/10.3390/a15120481> - 17 Dec 2022




Viewed by 361

Abstract Connectivity in large-scale data center networks is a critical indicator to evaluate network state. A feasible and performance-guaranteed algorithm enables us to find disjoint paths between network vertices to ensure effective data transfer and to maintain the normal operation of network in case [...] [Read more](#).

(This article belongs to the Special Issue **Algorithms for Communication Networks**)

► [Show Figures](#)

Fast Conflict Detection for Multi-Dimensional Packet Filters

by  Chun-Liang Lee,  Guan-Yu Lin and  Yaw-Chung Chen

Algorithms 2022, 15(8), 285; <https://doi.org/10.3390/a15080285> - 14 Aug 2022

Cited by 1 | Viewed by 664

Abstract To support advanced network services, Internet routers must perform packet classification based on a set of rules called packet filters. If two or more filters overlap, a filter conflict will occur and lead to ambiguity in packet classification. Further, it may affect network [...] [Read more](#).

(This article belongs to the Special Issue **Algorithms for Communication Networks**)

► [Show Figures](#)

Improving Traffic Load Distribution Fairness in Mobile Social Networks

by  Bambang Soelistijanto and  Vittalis Ayu

Algorithms 2022, 15(7), 222; <https://doi.org/10.3390/a15070222> - 22 Jun 2022



Cited by 1 | Viewed by 790

Abstract Mobile social networks suffer from an unbalanced traffic load distribution due to the heterogeneity in mobility of nodes (humans) in the network. A few nodes in these networks are highly mobile, and the proposed social-based routing algorithms are likely to choose these most [...] [Read more](#).

(This article belongs to the Special Issue **Algorithms for Communication Networks**)

► [Show Figures](#)

Adaptive Authentication Protocol Based on Zero-Knowledge Proof

by  Nikita Konstantinovich Chistousov,  Igor Anatolyevich Kalmykov,  Daniil Vyacheslavovich Dukhovnyj,

 Maksim Igorevich Kalmykov and  Aleksandr Anatolyevich Olenev

Algorithms 2022, 15(2), 50; <https://doi.org/10.3390/a15020050> - 30 Jan 2022

Viewed by 1992

Abstract Authentication protocols are expanding their application scope in wireless information systems, among which are low

Abstract Authentication protocols are expanding their application scope in wireless information systems, among which are low-orbit satellite communication systems (LOSCS) for the OneWeb space Internet, automatic object identification systems using RFID, the Internet of Things, intelligent transportation systems (ITS), Vehicular Ad Hoc Network (VANET). [...] [Read more](#).
(This article belongs to the Special Issue **Algorithms for Communication Networks**)

► [Show Figures](#)

Open Access

Article



Resource Allocation for Intelligent Reflecting Surfaces Assisted Federated Learning System with Imperfect CSI

by Wei Huang, Zhiren Han, Li Zhao, Hongbo Xu, Zhongnian Li and Ze Wang

Algorithms 2021, 14(12), 363; <https://doi.org/10.3390/a14120363> - 14 Dec 2021

Cited by 2 | Viewed by 1536

Abstract Due to its ability to significantly improve the wireless communication efficiency, the intelligent reflective surface (IRS) has aroused widespread research interest. However, it is a challenge to obtain perfect channel state information (CSI) for IRS-related channels due to the lack of the ability [...] [Read more](#).

(This article belongs to the Special Issue **Algorithms for Communication Networks**)

► [Show Figures](#)

Open Access

Article



Decomposition of Random Sequences into Mixtures of Simpler Ones and Its Application in Network Analysis

by András Faragó

Algorithms 2021, 14(11), 336; <https://doi.org/10.3390/a14110336> - 19 Nov 2021

Cited by 1 | Viewed by 1297

Abstract A classic and fundamental result about the decomposition of random sequences into a mixture of simpler ones is de Finetti's Theorem. In its original form, it applies to infinite 0–1 valued sequences with the special property that the distribution is invariant to permutations [...] [Read more](#).

(This article belongs to the Special Issue **Algorithms for Communication Networks**)

Review

Jump to: [Research](#)

Open Access

Review



Overview of Distributed Machine Learning Techniques for 6G Networks

by Eugenio Muscinelli, Swapnil Sadashiv Shinde and Daniele Tarchi

Algorithms 2022, 15(6), 210; <https://doi.org/10.3390/a15060210> - 15 Jun 2022

Cited by 3 | Viewed by 1596

Abstract The main goal of this paper is to survey the influential research of distributed learning technologies playing a key role in the 6G world. Upcoming 6G technology is expected to create an intelligent, highly scalable, dynamic, and programable wireless communication network able to [...] [Read more](#).

(This article belongs to the Special Issue **Algorithms for Communication Networks**)

► [Show Figures](#)

[Show export options](#) ▼

Displaying articles 1-7

Planned Papers

The below list represents only planned manuscripts. Some of these manuscripts have not been received by the Editorial Office yet. Papers submitted to MDPI journals are subject to peer-review.

Communication networks are being used very widely, and they are becoming even more ubiquitous as they evolve to connect not only people, but also a multitude of non-human actors, such as computers, sensors, actuators, various machines, vehicles, appliances, and many others: a practically infinite number of *things*. This trend clearly points to networks that can grow extremely large and complicated. As a consequence, efficient and scalable algorithms to support the network operation are becoming even more important than as they already are today. This Special Issue is devoted to algorithms and protocols that support the operation or design of large networks and/or motivated by networking issues.

Topics of interest include, but are not limited to, the following:

- Routing algorithms for various types of networks
- Algorithms/protocols for congestion control
- Medium access control (MAC) protocols
- Algorithms for network design and dimensioning
- Designing, operating and maintaining virtual substructures, such as network slices, virtual subnetworks
- Modeling very large networks via novel mathematical methods
- Approaches for cross-layer design
- Optimization methods for network inspired tasks
- Graph models and graph algorithms motivated by networking problems
- Models for the systematic analysis and design of the network architecture

Subscribe to receive issue release notifications
and newsletters from MDPI journals

Select options ▼

Enter your email address...

Subscribe

Article Processing Charges

Pay an Invoice

Open Access Policy

Contact MDPI

Jobs at MDPI

For Authors

For Reviewers

For Editors

For Librarians

For Publishers

For Societies

For Conference Organizers

Sciforum

MDPI Books

Preprints

Scilit

SciProfiles

Encyclopedia

JAMS

Proceedings Series

LinkedIn

Facebook

Twitter

Search for Articles:

Title / Keyword

Author / Affiliation

Algorithms

All Article Types

Search

Advanced

Journals / Algorithms / Volume 15 / Issue 7

Tracked for
Impact
FactorCITESCORE
3.3

algorithms

Submit to Algorithms

Review for Algorithms

Journal Menu

- Algorithms Home
- Aims & Scope
- Editorial Board
- Reviewer Board
- Topical Advisory Panel
- Instructions for Authors
- Special Issues
- Topics
- Sections & Collections
- Article Processing Charge
- Indexing & Archiving
- Editor's Choice Articles
- Most Cited & Viewed
- Journal Statistics
- Journal History
- Journal Awards
- Society Collaborations
- Conferences
- Editorial Office

Journal Browser

volume

Algorithms, Volume 15, Issue 7 (July 2022) – 35 articles



Cover Story (view full-size image): Conflict detection ensures the correctness of packet classification and has received considerable attention in recent years. However, most conflict detection algorithms are implemented on a CPU. Compared with a CPU, a GPU exhibits higher computing power with parallel computing. In this study, we employed a GPU to develop two efficient algorithms for parallel conflict detection. In the first algorithm, we demonstrate how to perform conflict detection through parallel execution on GPU cores. In the second algorithm, we analyze the critical procedure in conflict detection so as to reduce the number of matches required for each filter. In addition, the second algorithm adopts a workload balance method to enable the load balancing of GPU execution threads, thereby significantly improving performance. [View this paper](#)

- Issues are regarded as officially published after their release is announced to the [table of contents alert mailing list](#).
- You may [sign up for e-mail alerts](#) to receive table of contents of newly released issues.
- PDF is the official format for papers published in both, html and pdf forms. To view the papers in pdf format, click on the "PDF Full-text" link, and use the free [Adobe Reader](#) to open them.

Order results

Publication Date

Result details

Normal

Section

All Sections

Show export options

☐ Select all

Export citation of selected articles as:

Plain Text

Export



Open Access

Article

LTU Attacker for Membership Inference

issue

Go

- > Forthcoming issue
- > Current issue

Vol. 15 (2022) Vol. 7 (2014)
Vol. 14 (2021) Vol. 6 (2013)
Vol. 13 (2020) Vol. 5 (2012)
Vol. 12 (2019) Vol. 4 (2011)
Vol. 11 (2018) Vol. 3 (2010)
Vol. 10 (2017) Vol. 2 (2009)
Vol. 9 (2016) Vol. 1 (2008)
Vol. 8 (2015)

Affiliated Society:



by Joseph Pedersen, Rafael Munoz-Gomez, Jiangnan Huang, Haozhe Sun, Wei-Wei Tu and Isabelle Guyon

Algorithms 2022, 15(7), 254; <https://doi.org/10.3390/a15070254> - 20 Jul 2022

Viewed by 666

Abstract We address the problem of defending predictive models, such as machine learning classifiers (Defender models), against membership inference attacks, in both the black-box and white-box setting, when the trainer and the trained model are publicly released. The Defender aims at optimizing a dual [...] [Read more](#).

(This article belongs to the Special Issue **Black-Box Algorithms and Their Applications**)

► [Show Figures](#)



Open Access

Article



Linear Computation Coding: A Framework for Joint Quantization and Computing

by Ralf Reiner Müller, Bernhard Martin Wilhelm Gäde and Ali Bereyhi

Algorithms 2022, 15(7), 253; <https://doi.org/10.3390/a15070253> - 20 Jul 2022

Viewed by 686

Abstract Here we introduce the new concept of computation coding. Similar to how rate-distortion theory is concerned with the lossy compression of data, computation coding deals with the lossy computation of functions. Particularizing to linear functions, we present an algorithmic approach to reduce the [...] [Read more](#).

(This article belongs to the Special Issue **Algorithms in Reconfigurable Computing**)

► [Show Figures](#)



Open Access

Article



Informer-WGAN: High Missing Rate Time Series Imputation Based on Adversarial Training and a Self-Attention Mechanism

by Yufan Qian, Limei Tian, Baichen Zhai, Shufan Zhang and Rui Wu

Algorithms 2022, 15(7), 252; <https://doi.org/10.3390/a15070252> - 20 Jul 2022

Viewed by 718

Abstract Missing observations in time series will distort the data characteristics, change the dataset expectations, high-order distances, and other statistics, and increase the difficulty of data analysis. Therefore, data imputation needs to be performed first. Generally, data imputation methods include statistical imputation, regression imputation, [...] [Read more](#).

► [Show Figures](#)



Open Access

Article



Adaptive IDS for Cooperative Intelligent Transportation Systems Using Deep Belief Networks

by Sultan Ahmed Almalki, Ahmed Abdel-Rahim and Frederick T. Sheldon

Algorithms 2022, 15(7), 251; <https://doi.org/10.3390/a15070251> - 20 Jul 2022

Viewed by 792

Abstract The adoption of cooperative intelligent transportation systems (cITSs) improves road safety and traffic efficiency. Vehicles connected to cITS form vehicular ad hoc networks (VANET) to exchange messages. Like other networks and systems, cITSs are targeted by attackers intent on compromising and disrupting system [...] [Read more](#).

(This article belongs to the Special Issue **AI for Cybersecurity: Robust models for Authentication, Threat and Anomaly**)

Detection)

► Show Figures



Open Access

Article



Multi-Fidelity Low-Rank Approximations for Uncertainty Quantification of a Supersonic Aircraft Design

by Sihmehmet Yildiz, Hayriye Pehlivan Solak and Melike Nikbay

Algorithms 2022, 15(7), 250; <https://doi.org/10.3390/a15070250> - 19 Jul 2022

Viewed by 894

Abstract Uncertainty quantification has proven to be an indispensable study for enhancing reliability and robustness of engineering systems in the early design phase. Single and multi-fidelity surrogate modelling methods have been used to replace the expensive high fidelity analyses which must be repeated many [...] [Read more.](#)

(This article belongs to the Special Issue **Simulation-Based Optimization: Methods and Applications in Engineering Design**)

► Show Figures



Open Access

Article



Intuitionistic and Interval-Valued Fuzzy Set Representations for Data Mining

by Fred Petry and Ronald Yager

Algorithms 2022, 15(7), 249; <https://doi.org/10.3390/a15070249> - 19 Jul 2022

Viewed by 545

Abstract Data mining refers to a variety of techniques in the fields of databases, machine learning and pattern recognition. The intent is to obtain useful patterns and associations from a large collection of data. In this paper we describe extensions to the attribute generalization [...] [Read more.](#)

(This article belongs to the Special Issue **Fuzzy Sets and Fuzzy Logic. A Commemorative Special Issue in Honor of 100th Anniversary of the Birth of Professor Lotfi A. Zadeh, Creator of Fuzzy Sets and Fuzzy Logic**)

► Show Figures



Open Access

Article



Semi-Automatic Multiparametric MR Imaging Classification Using Novel Image Input Sequences and 3D Convolutional Neural Networks

by Bochong Li, Ryo Oka, Ping Xuan, Yuichiro Yoshimura and Toshiya Nakaguchi

Algorithms 2022, 15(7), 248; <https://doi.org/10.3390/a15070248> - 18 Jul 2022

Viewed by 668

Abstract The role of multi-parametric magnetic resonance imaging (mp-MRI) is becoming increasingly important in the diagnosis of the clinical severity of prostate cancer (PCa). However, mp-MRI images usually contain several unaligned 3D sequences, such as DWI image sequences and T2-weighted image sequences, and there [...] [Read more.](#)

(This article belongs to the Special Issue **Algorithms for Biomedical Image Analysis and Processing**)

► Show Figures



Open Access

Review



☐ Open Access ☒ Review



Comparative Review of the Intrusion Detection Systems Based on Federated Learning: Advantages and Open Challenges

by Elena Fedorchenko, Evgenia Novikova and Anton Shulepov

Algorithms 2022, 15(7), 247; <https://doi.org/10.3390/a15070247> - 15 Jul 2022

Cited by 1 | Viewed by 1565

Abstract In order to provide an accurate and timely response to different types of the attacks, intrusion and anomaly detection systems collect and analyze a lot of data that may include personal and other sensitive data. These systems could be considered a source of [...] [Read more.](#)

(This article belongs to the Special Issue **Commemorative Special Issue: Adversarial and Federated Machine Learning: State of the Art and New Perspectives**)

► [Show Figures](#)

☐ Open Access ☒ Article



A Two-Stage Multi-Objective Genetic Algorithm for a Flexible Job Shop Scheduling Problem with Lot Streaming

by Danial Rooyani and Fantahun Defersha

Algorithms 2022, 15(7), 246; <https://doi.org/10.3390/a15070246> - 13 Jul 2022

Viewed by 1190

Abstract The work in this paper is motivated by a recently published article in which the authors developed an efficient two-stage genetic algorithm for a comprehensive model of a flexible job-shop scheduling problem (FJSP). In this paper, we extend the application of the algorithm [...] [Read more.](#)

(This article belongs to the Topic **Mathematical Modeling in Physical Sciences**)

► [Show Figures](#)

☐ Open Access ☒ Article



Efficient Local Refinement near Parametric Boundaries Using kd-Tree Data Structure and Algebraic Level Sets

by Tao Song, Huanyu Liao and Ganesh Subbarayan

Algorithms 2022, 15(7), 245; <https://doi.org/10.3390/a15070245> - 13 Jul 2022

Viewed by 642

Abstract In analysis of problems with parametric spline boundaries that are immersed or inserted into an underlying domain, the discretization on the underlying domain usually does not conform to the inserted boundaries. While the fixed underlying discretization is of great convenience as the immersed [...] [Read more.](#)

► [Show Figures](#)

☐ Open Access ☒ Article



Inference Acceleration with Adaptive Distributed DNN Partition over Dynamic Video Stream

by Jin Cao, Bo Li, Mengni Fan and Huiyu Liu

Algorithms 2022, 15(7), 244; <https://doi.org/10.3390/a15070244> - 13 Jul 2022

Viewed by 740

Abstract Deep neural network-based computer vision applications have exploded and are widely used in intelligent services for IoT devices. Due to the computationally intensive nature of DNNs, the deployment and execution of intelligent applications in smart scenarios face the challenge of limited device resources. [...] **Read more.**

(This article belongs to the Special Issue **Deep Learning for Internet of Things**)

► **Show Figures**



Open Access

Article



A Federated Generalized Linear Model for Privacy-Preserving Analysis

by Matteo Cellamare, Anna J. van Gestel, Hasan Alradhi, Frank Martin and Arturo Moncada-Torres

Algorithms **2022**, *15*(7), 243; <https://doi.org/10.3390/a15070243> - 13 Jul 2022

Cited by 1 | Viewed by 715

Abstract In the last few years, federated learning (FL) has emerged as a novel alternative for analyzing data spread across different parties without needing to centralize them. In order to increase the adoption of FL, there is a need to develop more algorithms that [...] **Read more.**

(This article belongs to the Special Issue **Interpretability, Accountability and Robustness in Machine Learning**)

► **Show Figures**



Open Access

Article



A New String Edit Distance and Applications

by Taylor Petty, Jan Hannig, Tunde I. Huszar and Hari Iyer

Algorithms **2022**, *15*(7), 242; <https://doi.org/10.3390/a15070242> - 12 Jul 2022

Viewed by 713

Abstract String edit distances have been used for decades in applications ranging from spelling correction and web search suggestions to DNA analysis. Most string edit distances are variations of the Levenshtein distance and consider only single-character edits. In forensic applications polymorphic genetic markers such [...] **Read more.**

► **Show Figures**



Open Access

Article



Topology Optimisation under Uncertainties with Neural Networks

by Martin Eigel, Marvin Haase and Johannes Neumann

Algorithms **2022**, *15*(7), 241; <https://doi.org/10.3390/a15070241> - 12 Jul 2022

Cited by 1 | Viewed by 647

Abstract Topology optimisation is a mathematical approach relevant to different engineering problems where the distribution of material in a defined domain is distributed in some optimal way, subject to a predefined cost function representing desired (e.g., mechanical) properties and constraints. The computation of such [...] **Read more.**

(This article belongs to the Special Issue **Stochastic Algorithms and Their Applications**)

► **Show Figures**






Open Access

Article



Tunnel Traffic Evolution during Capacity Drop Based on High-Resolution Vehicle Trajectory Data

by  Lu Yang,  Chishe Wang and  Zhibin Li

Algorithms 2022, 15(7), 240; <https://doi.org/10.3390/a15070240> - 12 Jul 2022

Viewed by 665

Abstract Capacity drop is the critical phenomenon that triggers traffic congestion, while traffic evolution is very complex during a capacity drop. This study applied the empirical vehicle trajectory data to explore the traffic characteristics during the capacity drop at the tunnel bottleneck section. We [...] **Read more.**

► **Show Figures**



Open Access

Article



IoT Multi-Vector Cyberattack Detection Based on Machine Learning Algorithms: Traffic Features Analysis, Experiments, and Efficiency

by  Sergii Lysenko,  Kira Bobrovnikova,  Vyacheslav Kharchenko and  Oleg Savenko

Algorithms 2022, 15(7), 239; <https://doi.org/10.3390/a15070239> - 12 Jul 2022

Viewed by 976

Abstract Cybersecurity is a common Internet of Things security challenge. The lack of security in IoT devices has led to a great number of devices being compromised, with threats from both inside and outside the IoT infrastructure. Attacks on the IoT infrastructure result in [...] **Read more.**

(This article belongs to the Special Issue **AI for Cybersecurity: Robust models for Authentication, Threat and Anomaly Detection**)

► **Show Figures**




Open Access

Article



Research on Network Attack Traffic Detection HybridAlgorithm Based on UMAP-RF

by  Xiaoyu Du,  Cheng Cheng,  Yujing Wang and  Zhijie Han

Algorithms 2022, 15(7), 238; <https://doi.org/10.3390/a15070238> - 09 Jul 2022

Viewed by 624

Abstract Network attack traffic detection plays a crucial role in protecting network operations and services. To accurately detect malicious traffic on the internet, this paper designs a hybrid algorithm UMAP-RF for both binary and multiclassification network attack detection tasks. First, the network traffic data [...] **Read more.**

► **Show Figures**





Open Access

Article



An Efficient Parallel Algorithm for Detecting Packet Filter Conflicts

by  Chun-Liang Lee,  Guan-Yu Lin and  Yaw-Chung Chen

Algorithms 2022, 15(7), 237; <https://doi.org/10.3390/a15070237> - 07 Jul 2022

Viewed by 738

Abstract Advanced network services, such as firewalls, policy-based routing, and virtual private networks, must rely on routers to classify packets into different flows based on packet headers and predefined filter tables. When multiple filters are overlapped, conflicts may occur, leading to ambiguity in the [...] **Read more.**

(This article belongs to the Special Issue **Algorithms for Distributed Computing**)

► Show Figures



Open Access

Article



Automatic Classification of Foot Thermograms Using Machine Learning Techniques

by Vitor Filipe, Pedro Teixeira and Ana Teixeira

Algorithms 2022, 15(7), 236; <https://doi.org/10.3390/a15070236> - 06 Jul 2022

Cited by 1 | Viewed by 901

Abstract Diabetic foot is one of the main complications observed in diabetic patients; it is associated with the development of foot ulcers and can lead to amputation. In order to diagnose these complications, specialists have to analyze several factors. To aid their decisions and [...] [Read more](#).

(This article belongs to the Special Issue **Algorithms for Machine Learning and Pattern Recognition Tasks**)

► Show Figures



Open Access

Article



Vector Fitting–Cauchy Method for the Extraction of Complex Natural Resonances in Ground Penetrating Radar Operations

by Andres Gallego, Francisco Roman and Edwin Pineda

Algorithms 2022, 15(7), 235; <https://doi.org/10.3390/a15070235> - 03 Jul 2022

Cited by 1 | Viewed by 750

Abstract In this paper, we obtain the Complex Natural Resonances of an object from the backscattered response in the frequency domain with a novel rational function approximation method based on both Vector Fitting and Cauchy methods. We determine the system order and an initial [...] [Read more](#).

(This article belongs to the Special Issue **Computational Methods and Optimization for Numerical Analysis**)

► Show Figures



Open Access

Article



Performance Evaluation of Open-Source Serverless Platforms for Kubernetes

by Jonathan Decker, Piotr Kasprzak and Julian Martin Kunkel

Algorithms 2022, 15(7), 234; <https://doi.org/10.3390/a15070234> - 02 Jul 2022

Cited by 1 | Viewed by 848

Abstract Serverless computing has grown massively in popularity over the last few years, and has provided developers with a way to deploy function-sized code units without having to take care of the actual servers or deal with logging, monitoring, and scaling of their code. [...] [Read more](#).

(This article belongs to the Special Issue **Performance Optimization and Performance Evaluation**)

► Show Figures






Open Access

Article



ZenoPS: A Distributed Learning System Integrating Communication Efficiency and Security

by  Cong Xie,  Oluwasanmi Koyejo and  Indranil Gupta
Algorithms 2022, 15(7), 233; <https://doi.org/10.3390/a15070233> - 01 Jul 2022
Viewed by 1010

Abstract Distributed machine learning is primarily motivated by the promise of increased computation power for accelerating training and mitigating privacy concerns. Unlike machine learning on a single device, distributed machine learning requires collaboration and communication among the devices. This creates several new challenges: (1) [...] [Read more](#).
(This article belongs to the Special Issue **Gradient Methods for Optimization**)

► [Show Figures](#)





Open Access

Article



Generating Higher-Fidelity Synthetic Datasets with Privacy Guarantees

by  Aleksei Triastcyn and  Boi Faltings
Algorithms 2022, 15(7), 232; <https://doi.org/10.3390/a15070232> - 01 Jul 2022
Viewed by 690

Abstract We consider the problem of enhancing user privacy in common data analysis and machine learning development tasks, such as data annotation and inspection, by substituting the real data with samples from a generative adversarial network. We propose employing Bayesian differential privacy as the [...] [Read more](#).
(This article belongs to the Special Issue **Privacy Preserving Machine Learning**)

► [Show Figures](#)










Open Access

Review



Automatic Atrial Fibrillation Arrhythmia Detection Using Univariate and Multivariate Data

by  Zouhair Haddi,  Bouchra Ananou,  Miquel Alfaras,  Mustapha Ouladsine,  Jean-Claude Deharo,  Narcís Avellana and  Stéphane Delliaux
Algorithms 2022, 15(7), 231; <https://doi.org/10.3390/a15070231> - 01 Jul 2022
Viewed by 848

Abstract Atrial fibrillation (AF) is still a major cause of disease morbidity and mortality, making its early diagnosis desirable and urging researchers to develop efficient methods devoted to automatic AF detection. Till now, the analysis of Holter-ECG recordings remains the gold-standard technique to screen [...] [Read more](#).
(This article belongs to the Special Issue **State-of-the-Art Algorithms and Mathematical Models for Multidisciplinary Applications in Spain**)

► [Show Figures](#)







Open Access

Article



Time Series Analysis of Cryptocurrency Prices Using Long Short-Term Memory

by  Jacques Phillipe Fleischer,  Gregor von Laszewski,  Carlos Theran and  Yohn Jairo Parra Bautista
Algorithms 2022, 15(7), 230; <https://doi.org/10.3390/a15070230> - 01 Jul 2022
Viewed by 1456

Abstract Digitization is changing our world, creating innovative finance channels and emerging technology such as cryptocurrencies, which are applications of blockchain technology. However, cryptocurrency price volatility is one of this technology's main trade-offs. In this paper, we explore a time series analysis using deep [...] [Read more](#).

(This article belongs to the Special Issue **Advances in Blockchain Architecture and Consensus**)

► Show Figures



Open Access

Article



Privacy-Preserving Feature Selection with Fully Homomorphic Encryption

by Shinji Ono, Jun Takata, Masaharu Kataoka, Tomohiro I, Kilho Shin and Hiroshi Sakamoto

Algorithms **2022**, *15*(7), 229; <https://doi.org/10.3390/a15070229> - 30 Jun 2022

Viewed by 803

Abstract For the feature selection problem, we propose an efficient privacy-preserving algorithm. Let D , F , and C be data, feature, and class sets, respectively, where the feature value $x(F_i)$ and the class label $x(C)$ are [...] **Read more.**

(This article belongs to the Special Issue **Privacy Preserving Machine Learning**)

► Show Figures



Open Access

Article



On Edge Pruning of Communication Networks under an Age-of-Information Framework

by Abdalaziz Sawwan and Jie Wu

Algorithms **2022**, *15*(7), 228; <https://doi.org/10.3390/a15070228> - 29 Jun 2022

Viewed by 697

Abstract Effective non-repetitive routing among nodes in a network is an essential function in communication networks. To achieve that, pruning the links of the network is helpful with the trade-off of making the network less robust in transmitting messages while reducing redundancy to increase [...] **Read more.**

(This article belongs to the Section **Combinatorial Optimization, Graph, and Network Algorithms**)

► Show Figures



Open Access

Article



Learning-Based Online QoE Optimization in Multi-Agent Video Streaming

by Yimeng Wang, Mridul Agarwal, Tian Lan and Vaneet Aggarwal

Algorithms **2022**, *15*(7), 227; <https://doi.org/10.3390/a15070227> - 28 Jun 2022

Cited by 1 | Viewed by 879

Abstract Video streaming has become a major usage scenario for the Internet. The growing popularity of new applications, such as 4K and 360-degree videos, mandates that network resources must be carefully apportioned among different users in order to achieve the optimal Quality of Experience [...] **Read more.**

(This article belongs to the Special Issue **Deep Learning for Internet of Things**)

► Show Figures





Open Access

Article



A Mathematical Model and Two Fuzzy Approaches Based on Credibility and Expected Interval for Project Cost-Quality-Risk Trade-Off Problem in Time-Constrained Conditions

by Mohammed Hossain Hossain and Sayed Mervan Mervan

by  Mohammad Hossein Haghighi and  Seyed Meysam Mousavi
Algorithms 2022, 15(7), 226; <https://doi.org/10.3390/a15070226> - 28 Jun 2022
Viewed by 646

Abstract To successfully finalize projects and attain their determined purposes, it is indispensable to control all success criteria of a project. The time–cost trade-off (TCT) is known as a prevalent and efficient approach applied when the planned finish date of a project is not [...] **Read more.**
(This article belongs to the Special Issue **Multiple Criteria Decision Making Algorithms in Engineering and Management**)






Open Access

Article



Incremental Construction of Motorcycle Graphs

by  Franz Aurenhammer,  Christoph Ladurner and  Michael Steinkogler
Algorithms 2022, 15(7), 225; <https://doi.org/10.3390/a15070225> - 27 Jun 2022
Viewed by 620

Abstract We show that the so-called motorcycle graph of a planar polygon can be constructed by a randomized incremental algorithm that is simple and experimentally fast. Various test data are given, and a clustering method for speeding up the construction is proposed. **Full article**

► **Show Figures**








Open Access

Article



Quantum Computing Approaches for Mission Covering Optimization

by  Massimiliano Cutugno,  Annarita Giani,  Paul M. Alsing,  Laura Wessing and  Austar Schnore
Algorithms 2022, 15(7), 224; <https://doi.org/10.3390/a15070224> - 27 Jun 2022
Viewed by 757

Abstract Quantum computing has the potential to revolutionize the way hard computational problems are solved in terms of speed and accuracy. Quantum hardware is an active area of research and different hardware platforms are being developed. Quantum algorithms target each hardware implementation and bring [...] **Read more.**
(This article belongs to the Collection **Feature Paper in Algorithms and Complexity Theory**)

► **Show Figures**




Open Access

Article



The Efficient Processing of Moving k -Farthest Neighbor Queries in Road Networks

by  Hyung-Ju Cho
Algorithms 2022, 15(7), 223; <https://doi.org/10.3390/a15070223> - 23 Jun 2022
Viewed by 668

Abstract Given a set of facilities F and a query point q , a k -farthest neighbor (kFN) query returns the k farthest facilities from q . This study considers the moving [...] **Read more.**
(This article belongs to the Special Issue **Effective Algorithms for Intelligent Data Mining and Knowledge Discovery**)

► **Show Figures**





Open Access

Article



Improving Traffic Load Distribution Fairness in Mobile Social Networks

by  **Bambang Soelistijanto** and  **Vittalis Ayu**
Algorithms 2022, 15(7), 222; <https://doi.org/10.3390/a15070222> - 22 Jun 2022
Viewed by 737

Abstract Mobile social networks suffer from an unbalanced traffic load distribution due to the heterogeneity in mobility of nodes (humans) in the network. A few nodes in these networks are highly mobile, and the proposed social-based routing algorithms are likely to choose these most [...] [Read more](#).

(This article belongs to the Special Issue **Algorithms for Communication Networks**)

► [Show Figures](#)



Open Access

Article



Optical Medieval Music Recognition Using Background Knowledge

by  **Alexander Hartelt** and  **Frank Puppe**
Algorithms 2022, 15(7), 221; <https://doi.org/10.3390/a15070221> - 22 Jun 2022
Cited by 1 | Viewed by 854

Abstract This paper deals with the effect of exploiting background knowledge for improving an OMR (Optical Music Recognition) deep learning pipeline for transcribing medieval, monophonic, handwritten music from the 12th–14th century, whose usage has been neglected in the literature. Various types of background knowledge [...] [Read more](#).

(This article belongs to the Special Issue **Machine Understanding of Music and Sound**)

► [Show Figures](#)





Open Access

Article



Optimal Algorithms for Sorting Permutations with Brooms

by  **Indulekha Thekkethuruthel Sadanandan** and  **Bhadrachalam Chitturi**
Algorithms 2022, 15(7), 220; <https://doi.org/10.3390/a15070220> - 21 Jun 2022
Viewed by 1044

Abstract Sorting permutations with various operations has applications in genetics and computer interconnection networks where an operation is specified by its generator set. A transposition tree is a spanning tree over n vertices [...] [Read more](#).

(This article belongs to the Collection **Feature Papers in Combinatorial Optimization, Graph, and Network Algorithms**)

► [Show Figures](#)

Show export options ^

☐ Select all

Export citation of selected articles as:

Plain Text ▼

Export

Displaying articles 1-35



Subscribe to receive issue release notifications
and newsletters from MDPI journals

Select options ▼

Enter your email address...

Subscribe

Further Information

[Article Processing Charges](#)

[Pay an Invoice](#)

[Open Access Policy](#)

[Contact MDPI](#)

[Jobs at MDPI](#)

Guidelines

[For Authors](#)

[For Reviewers](#)

[For Editors](#)

[For Librarians](#)

[For Publishers](#)

[For Societies](#)

[For Conference Organizers](#)

MDPI Initiatives

[Sciforum](#)

[MDPI Books](#)

[Preprints](#)

[Scilit](#)

[SciProfiles](#)

[Encyclopedia](#)

[JAMS](#)

[Proceedings Series](#)

Follow MDPI

[LinkedIn](#)

[Facebook](#)

[Twitter](#)

Article

Improving Traffic Load Distribution Fairness in Mobile Social Networks

Bambang Soelistijanto *  and Vittalis Ayu 

Department of Informatics, Sanata Dharma University, Yogyakarta 55281, Indonesia; vittalis.ayu@usd.ac.id

* Correspondence: b.soelistijanto@usd.ac.id

Abstract: Mobile social networks suffer from an unbalanced traffic load distribution due to the heterogeneity in mobility of nodes (humans) in the network. A few nodes in these networks are highly mobile, and the proposed social-based routing algorithms are likely to choose these most “social” nodes as the best message relays. Finally, this could lead to inequitable traffic load distribution and resource utilisation, such as faster battery drain and/or storage consumption of the most (socially) popular nodes. We propose a framework called Traffic Load Distribution Aware (TraLDA) to improve traffic load balancing across network nodes. We present a novel method for calculating node popularity which takes into account both node inherent and social-relations popularity. The former is purely determined by the node’s sociability level in the network, and in TraLDA is computed using the Kalman prediction which considers the node’s periodicity behaviour. However, the latter takes the benefit of interactions with more popular neighbours (acquaintances) to boost the popularity of lower (social) level nodes. Using extensive simulations in the Opportunistic Network Environment (ONE) driven by real human mobility scenarios, we show that our proposed strategy enhances the traffic load distribution fairness of the classical, yet popular social-aware routing algorithms BubbleRap and SimBet without negatively impacting the overall delivery performance.

Keywords: fair traffic distribution; human mobility; node popularity; mobile social networks



Citation: Soelistijanto, B.; Ayu, V. Improving Traffic Load Distribution Fairness in Mobile Social Networks. *Algorithms* **2022**, *15*, 222. <https://doi.org/10.3390/a15070222>

Academic Editor: Andras Farago

Received: 23 May 2022

Accepted: 13 June 2022

Published: 22 June 2022

Publisher’s Note: MDPI stays neutral with regard to jurisdictional claims in published maps and institutional affiliations.



Copyright: © 2022 by the authors. Licensee MDPI, Basel, Switzerland. This article is an open access article distributed under the terms and conditions of the Creative Commons Attribution (CC BY) license (<https://creativecommons.org/licenses/by/4.0/>).

1. Introduction

As a particular case of mobile ad-hoc networks (MANETs), opportunistic mobile networks [1] are unique dynamic wireless mobile networks. Unlike MANETs, in such networks persistent connectivity is not a necessity, and end-to-end paths from sources to destinations are not assumed to exist at all times. A link between a pair of nodes is established whenever they come into contact. In opportunistic mobile networks, pairwise node contacts occur randomly in time, and the duration of each contact is also random. Owing to the omnipresence of mobile devices nowadays, e.g., mobile phones and tablets, human can exploit contact opportunities to exchange information by means of short radio range connections. This leads to human-centric opportunistic mobile networks, also referred to *mobile social networks* (MSNs) in [2,3]. These networks have mainly been introduced by combining social networks and mobile communication networks. MSNs take a human-centric approach to networking, closing the gap between networks and human behaviour. Moreover, studies in [4–6] revealed that social interactions influence human mobility. As a result, MSNs are closely linked to social networks, and knowledge about social ties can be used to improve routing algorithms in such human-based networks.

Researchers currently focus on studying social relation patterns, e.g., node popularity and social similarity, as the choice parameters of relay nodes. Furthermore, the proposed social-based routing algorithms [7–9] typically favour nodes with many social ties as optimal carriers for message transfers. This might end up in heavy traffic load in the (socially) popular nodes, quickly draining the nodes’ constraint resources, such as power and storage, and this unbalanced traffic load eventually deteriorates the network’s delivery

performance [10]. In addition, the poor traffic load balancing also results in unfair delivery success rate among individuals, where messages from popular individuals can reach the destinations with a high probability, but individuals with few social connections will experience in low delivery success [11]. This variance of the delivery rate becomes a deterrent for nodes to participate in the message forwarding. Ultimately, the unfairness of traffic load makes popular nodes easy target of attacks [12].

Unbalanced traffic distribution across network nodes leading to traffic congestion in social networks has been extensively studied in several areas [13–15]. In [13], (data) traffic congestion during crowd disaster was thoroughly discussed. In that crowd management scenario, mobile devices carried by individuals is used to detect and inform to the crowd managers about the crowd density. However, in crowded areas traffic can increase dramatically within a short period of time, and, in turn, traffic congestion starts to occur, making the crowd managers fail to handle the crowd. In [14], traffic in social networks was investigated in various applications, ranging from vehicular traffic in urban environments to data traffic in Internet of Things and human–machine networks. In these settings, local failures such as traffic congestion in some parts of networks might provoke a cascade of failures throughout systems. Machine learning approaches were therefore nominated to address such issues. In [15], pocket switched networks were proposed to transfer data between users' mobile devices. Such opportunistic networks exploit human mobility to enable a store-carry-forward mechanism to deliver messages from sources to destinations. In each contact, social-based routing algorithms [7–9] typically select popular nodes (individuals) as the best relays in the network, resulting in unbalanced traffic distribution across nodes and traffic congestion in the most central nodes.

Social-based routing algorithms are a class of utility-based routing algorithms. In such schemes, heuristic methods are used to determine the “quality” (utility) of a node as a relay. Each node i retains $U_i(j)$, a utility function that denotes the likelihood of i delivering a message to j . The utility function can be based on some different parameters, such as contact history, mobility model, social relations, etc. Spyropoulos et al. [16] categorised utility functions into two types: destination-dependent (DD) and destination-independent (DI). In DD, node utility is dependent of the destination; i.e., node i is an optimal relay for one destination d_1 , yet node j is the best one for another d_2 , or $U_i(d_1) > U_j(d_1)$, but $U_i(d_2) < U_j(d_2)$ for $d_1 \neq d_2$. DD functions could be based on last-contact, social similarity, or correlated mobility pattern, with the given destination. However, destination-dependent (DD) imposes a large overhead on nodes, since the nodes should keep a single entry for each peer in the network. As opposed to DD, node utility in DI is independent of any destination, for example, a single node may be the best carrier for most/all destinations in the network, or in general it holds that $U_i(d_1) > U_j(d_1)$ then $U_i(d) > U_j(d)$ for most/all j, d . Instances of nodes which are better relays for all destinations would be those with many connections to others (e.g., hub nodes in scale-free networks), nodes with many acquaintances (e.g., popular nodes in social networks), or nodes with high mobility (e.g., cars or buses in vehicular delay-tolerant networks). Nevertheless, destination-independent (DI) imposes a higher forwarding overhead on better relays, leading to poorer fairness in both traffic load distribution and utilisation of the nodes' resources.

This paper proposes a framework called *Traffic Load Distribution Aware* (hereafter, TraLDA), aiming to improve fairness in forwarding of social-based routing algorithms. Here, we introduce a novel computation of node (global) popularity in the entire network. This utility metric is obviously independent of the message destination, and it may contribute to a traffic load imbalance across nodes, as mentioned in [16]. In TraLDA, we consider two different popularities in the calculation of node popularity, namely inherent popularity and social-relations popularity. Inherent popularity is based solely on the node's sociability level, and in TraLDA it is computed using the Kalman prediction [17] which considers the periodicity in human behaviour. The works in [18,19] confirmed that human activities typically exhibit some periodicity. Consequently, the calculation of node popularity in mobile social networks should consider this property. Social-relations popularity, on

the other hand, reflects the social benefit of connections with popular nodes, and spreads the popularity of these nodes to their lower ranking acquaintances. Finally, we apply the TraLDA's node popularity computation on the classical, yet prominent social-based routing algorithms SimBet [20] and BubbleRap [21], and next investigate the performance improvements of these routing schemes, particularly in the trade-off between forwarding fairness and efficiency. SimBet and BubbleRap basically combine two different utility metrics to decide node fitness as relay to a given destination: the one which is dependent of the destination (i.e., similarity and social community in SimBet and BubbleRap, respectively), and the other one which is independent of the destination (i.e., betweenness centrality and global popularity in SimBet and BubbleRap, respectively). In the present case, TraLDA focuses on improving the calculation of global popularity and betweenness centrality in BubbleRap and SimBet, respectively.

The followings are the main contributions we made in this paper:

1. To increase fairness in forwarding of social-based routing algorithms in mobile social networks, we propose TraLDA, a framework of traffic load distribution aware. We offer a new method for calculating node global popularity, a function of both node inherent and social-relations popularity.
2. The inherent popularity of a node is solely determined by the node's own mobility pattern or sociability level in the network, and in TraLDA it is computed using the Kalman prediction which accounts for the regularity (periodicity) of human behaviour.
3. Node social-relation popularity, on the other hand, represents the advantages of connections with more popular or central nodes (individuals). It shares the popularity of more popular nodes to their less popular counterparts.
4. Finally, we apply TraLDA on the calculation of node global popularity and centrality in BubbleRap and SimBet, respectively, in order to improve the traffic load balancing among network nodes. Using extensive simulations in the Opportunistic Network Environment (ONE) [22] driven by realistic human mobility scenarios, we show that TraLDA enhances fairness in forwarding of both schemes, without negatively affecting the overall delivery performances.

We proceed in this paper as follows. Related literature is given in Section 2, research background is described in Section 3, detailed design strategy of TraLDA is discussed in Section 4, simulation and discussion are presented in Section 5, and lastly conclusion and future work are presented in Section 6.

2. Related Literature

Fairness is important in many areas of human lives, e.g., sociology, economics and politics, and it is also true in technologies. In computer engineering, distinct computer resources should be shared equally amongst all processes and threads. In computer networking, all nodes require to attain the bandwidth and quality of service (QoS) equitably. In [23], fairness challenges and issues in wireless networks are thoroughly discussed, and some trade-offs between fairness and performance are reviewed. Mtibaa and Harras [10] studied the trade-offs between fairness and efficiency of social-based routing algorithms in mobile social networks. They found that excluding popular nodes on the message forwarding significantly degrades the delivery efficiency. We [24] also showed that absolute traffic load fairness leads to the deterrent of delivery efficiency; yet, high delivery efficiency results in unfairness of traffic load.

To overcome the problem, fair routing algorithms have been proposed for mobile social networks [11,25–27]. Fan et al. [11] introduced a fair routing strategy based on packet priority to improve fairness in success rate among nodes. Ying et al. [25] proposed FSMF, a fair social aware message forwarding to solve the issues of imbalanced traffic load distribution as well as unfair delivery rate. Pujol et al. [26] proposed FairRoute that combines social strength and buffer queue length as the routing metrics to fairly distribute the traffic load among nodes. Milena and Grundy [27] presented CafRep, an adaptive

congestion aware forwarding strategy that diverts the traffic from congested nodes (popular nodes) to less congested nodes (unpopular nodes).

Indeed, fair routing algorithms in distributed, intermittently connected wireless networks such as mobile social networks are more complex than those in conventional networks, such as the Internet, since: (i) negotiation and compromise amongst autonomous nodes is more complicated, for example non-cooperative nodes may be reluctant to help other nodes in forwarding; and (ii) due to the lack of knowledge about the global states, routing decisions are made solely based on nodes' local information. For the first issue, the impact of selfish nodes on delivery performance and resource consumption fairness has been investigated in [28]. In addition, to increase fairness in forwarding an incentive or a credit was applied on the routing decisions in [25]. Finally, in [29] a game theoretic approach is used to support fair cooperation among nodes in opportunistic networks. For the second issue, current works of fair routing schemes searched for proper nodes' locally available information to ensure a better fairness and efficiency trade-off. Furthermore, there are two sorts of node local knowledge which are commonly used to improve traffic fairness and reduce congestion: (i) buffer statistics and (ii) social measures. For the former case, some algorithms consider node burden, inferred from the node's buffer queue length, as the forwarding metric to achieve a balanced traffic distribution. For example, FOG [10] and GreBurD [30] prioritise nodes with higher residual buffer space as suitable relays to distribute load away from the congested nodes; CafRep [27] defines node retentiveness, calculated as an expected weighted moving average of the node's remaining storage, as the congestion heuristic to detect storage congestion in popular nodes. For the latter case, on the other hand, researchers search for better social network measures for improving fairness in forwarding of social-based routing schemes. For example, FairRoute [26] improves the calculation of pairwise tie strength based on the short-term and long-term relationships; SimBet [20] adds connection strength information to the routing metrics to offload traffic from popular nodes; Socially-Aware Prediction (SAP) [31] estimates future contacts based on the node (social) similarity, and forwards messages to nodes with a higher similarity with the destinations, thus reducing messages forwarded to globally popular nodes.

As opposed to [20,26,31], which focus on improving the calculation of destination-dependent (DD) utility metrics, our proposed scheme TraLDA chooses to improve the computation of node popularity in the network, since as noted in [16], this destination-independent (DI) utility metric primarily contribute to the traffic imbalance among nodes in mobile social networks. In social network analysis, Freeman [32] proposed three distinct centrality measures to identify the importance of nodes (individuals) in social networks, namely degree centrality, betweenness centrality and closeness centrality. Degree centrality is the number of direct neighbours or friends a node has; betweenness centrality is the number of shortest paths connecting any two nodes that pass through a given node; and closeness centrality is the average distance (proximity) between a node and all other nodes in the network. Freeman's centrality metrics have been widely used to detect nodes which are capable of disseminating information in mobile social networks; for example, BubbleRap [21] and SimBet [20] consider degree centrality and betweenness centrality, respectively, computed in a distributed, ad-hoc fashion to determine node popularity. In BubbleRap, node degree is calculated as the cumulative average of total number of distinct peers encountered by the node in all previous time windows. In SimBet, node betweenness centrality is computed based on a binary model of a social relation, i.e., a value of "1" means two nodes know each other and "0" otherwise. However, we argue that the node popularity or centrality calculations in BubbleRap and SimBet do not cope with the dynamics of a social network. Furthermore, as confirmed in [18,19] human activity typically exhibits a regularity (periodicity) pattern. Considering this matter, as our first contribution in this paper, we propose a novel method to calculate node inherent popularity at a given time interval based on the Kalman prediction [17] which takes into account the node's periodicity behaviour.

Nevertheless, Freeman's centrality measures typically disregard the influence of the neighbours. The authors of [33] argued that a node's importance in the social network should also be determined by the importance of its neighbours. In [34], the authors studied a strategy to find persons that are able to spread advertisements as far as possible in a social network. They showed that a person that receives high respects from her friends, her advertisements will be highly probable to spread over the social network quickly. In addition, Ursino and Virgili [35] integrated the concept of social networks and IoT to determine the reputation of IoT objects. They proposed a formula to calculate reputation of an object in a social Internet of Things based on the well-known Google PageRank. In that technique, the reputation of an object is determined by the level of trust it obtains from other IoT objects. Almost similar, Cauteruccio et al. [36] attempted to introduce concepts and behaviours of social networks into the IoT settings. In that work, to measure the reputation of an IoT object, the authors defined Impact Degree, calculated as the average trust degree that the object receives from the other objects in its scope (neighbourhood). Meanwhile, from the social network theory, there exist centrality measures that consider a richer range of direct and indirect influence of neighbours, such as the Katz's prestige measure [37]. This centrality metric is developed based on the premise that a node's importance in the network is influenced by its neighbours' importance. Thus, this prestige measure considers a node's connectedness to other nodes as well as its proximity to other important nodes. In this regard, node popularity calculation in TraLDA should take into account the influence of more popular neighbours when determining the popularity of a node. Therefore, as our second contribution in this paper, we propose a method to calculate node social-relations popularity based on the Katz's prestige measure [37]. We perform some modifications on the calculation of this centrality metric to make it appropriate for distributed, ad hoc environments, such as mobile social networks.

3. Research Background

In this section, we discuss the topology structure of mobile social networks and the forwarding strategy of social-based routing algorithms. We initially consider an opportunistic network with N nodes as a graph $G(V, E)$, where V and E are the sets of nodes and links, respectively. In this graph, a link between two nodes represents the physical contact between them, and the link weight is defined as the probability of their pairwise contact. We assume graph G is connected, that is, between any pair of nodes at least a single path exists. Further, the message dissemination in the graph G under a utility-based routing is formulated as a discrete-time Markov chain. Suppose that a message m is transferred hop-by-hop in this graph. Initially, a message m is in state i if it is carried by node i , and when a contact occurs between node i and j and suppose that i transfers the message m to j , then the state of m changes from i to j . Therefore, the forwarding procedure of a message in an opportunistic network can be modelled as a state transition process in a discrete-time Markov chain. Next, we develop a transition probability matrix P , where p_{ij} denotes the probability that the message m is transferred from node i to j , and is expressed as follows

$$p_{ij} = p_{ij}^c \cdot p_{ij}^f \quad (1)$$

where p_{ij}^c is the probability of encounter between i and j , and p_{ij}^f is the likelihood that i transfers the message m to j during the contact. Node contact probability in mobile social networks is directly related with the human mobility pattern, and in some papers, such as [5,38], it was characterised based on the structural properties of node contacts. Yet, forwarding probability fully depends on the forwarding rules used in message routing. In the following, we analyse the topology characteristics of mobile social networks as well as the forwarding features of social-based routing schemes, and discuss how the combination of them may result in the unfairness in forwarding among network nodes.

3.1. Topology Structures of Mobile Social Networks

When analysing the delivery performance of a routing algorithm, information of network topology is typically needed. The movement patterns of nodes in mobile networks have a direct impact on the networks' topologies. Mobile social networks, in particular, are human-based networks, and node encounters in such networks represent the ways in which people interact. Yoneki et al. [38] and Hossmann et al. [5] studied the topology characteristic of mobile social networks using some realistic human mobility scenarios. They first aggregated the contact data to establish weighted contact graphs, where the link weights express the duration of contact of pairs of nodes. These graphs in turn exhibit the characteristics of social networks (a social network is a graph of human relationships formed by one or more types of interdependencies, such as mutual interests, kinship, or friendship). By applying a complex network analysis on the derived graphs, they concluded that the networks have a non-random (heterogeneous) connectivity structure, exhibiting a power-law degree distribution in which some nodes have a relatively large connectivity degree to other nodes, whereas the majority of nodes in the network have a few. The large degree nodes (so-called hub nodes) are the most popular (central) nodes in the social graph, and therefore they can act as information brokers which are capable of disseminating messages to all nodes within a relatively short delay. In Figure 1 we show the structural topology of a mobile social network: a virtual social network exists on top of a mobile social network, which is less volatile than the physical network, and this network guides humans to move.

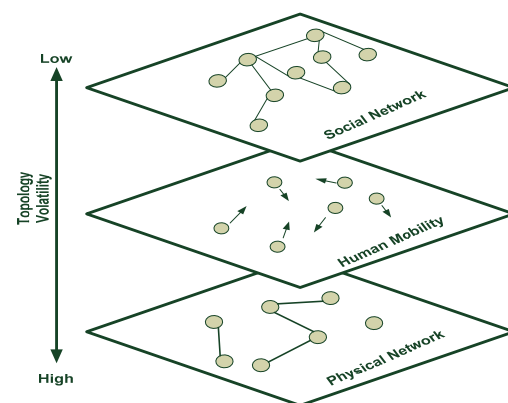


Figure 1. A mobile social network's structural topology. On the top layer, the social network drives human to move, and this human mobility creates opportunistic contacts in the physical network.

Additionally, we conduct an online analysis in the ONE simulator [22] to investigate the node popularity distribution in mobile social networks. A node in self-organizing networks such as mobile social networks should be able to sense its own popularity throughout the network. Here, node popularity is defined as the number of different nodes contacted in a certain time window. In an aggregated contact graph, this corresponds to node degree (centrality) [21]. In this study, we consider the Reality contact traces [39] as the mobility scenario. In Figure 2 (left) we show the node degree distribution in Reality, where the degree of a node is computed in a 6-h-time-window basis. It is evident that some nodes have a degree value that is significantly larger than the network's average degree (i.e., ≈ 2.2). Furthermore, in Figure 2 (right) we show the node degree distribution in the Reality scenario on a log-log scale. The graphic shows that the node degree distribution follows a power-law distribution, with a low probability of finding nodes with a high degree because most network nodes have a low one. Moreover, the authors of [40] established the potential of coupling between mobile social networks and scale-free networks, which have a power-law degree distribution as their main characteristic. In other words, the degree distribution in real human-based networks differs from the Gaussian (normal) degree distribution commonly assumed in random networks.

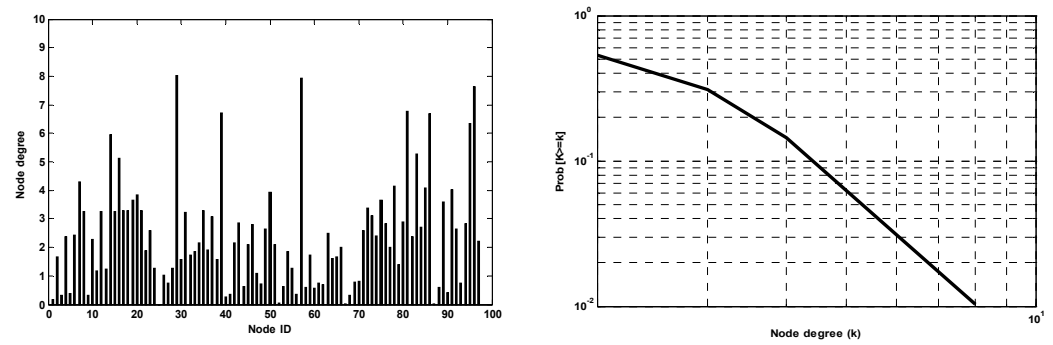


Figure 2. (left) the node degree distribution in the Reality mobility scenario, and (right) when it is plotted in a log-log scale. The almost linear of the plot of the node degree in the log-log scale verifies that the node degree is power-law distributed.

3.2. Social-Based Routing Algorithms

Social-based routing schemes typically define a utility metric for each node when making routing choices. Clearly, a higher utility reflects a higher chance of the node to deliver a message. The method forwards the message to the contacted node with a higher utility in each contact. This best next-hop heuristic forwarding p_{ij}^f can be described as

$$p_{ij}^f = \begin{cases} 1, & U_i < U_j \\ 0, & U_i > U_j \end{cases} \quad (2)$$

Nevertheless, the utility-based routing algorithms in mobile social networks have some drawbacks as follows:

- Hill-climbing heuristic forwarding is a pure greedy approach that sends the message to the nodes with the highest utility at each contact (hop). Fan et al. [11] used a Markov model to show that under this forwarding technique, the probability of a message reaching the greatest utility node(s) is one, implying that messages will always find the highest utility nodes in mobile social networks. Furthermore, in the following we show mathematically that the forwarding heuristic, which is biased towards higher value nodes, guides the routing algorithm to send the bulk of network traffic through the highest utility node(s) as follows. We first assume a routing strategy that determines the next-hop nodes in a random manner. The message forwarding is therefore a random walk over the graph $G(V, E)$ mentioned above, with the transition probability matrix P , where its element p_{ij} is defined in (1). Under this random forwarding, p_{ij} is equal to the inverse of node i 's degree d_i , or $p_{ij} = 1/d_i$. In a steady state traffic flow, the chance to find a message m in node j , which also equals to j 's traffic load, can be computed as the first eigenvector of the distribution matrix Π^T , with $\pi_{ij} = p_{ij} \cdot (\sum_j p_{ij})^{-1}$. Then, it is easy to see that the eigenvector for distribution matrices of networks with a non-random (heterogeneous) connectivity distribution such as mobile social networks will be skewed towards the highly connected nodes (hub nodes) under this random scheme. Eventually, this confirms the natural traffic load imbalance in the social networks. Further, if the forwarding strategy is not random, but biased towards connectivity (i.e., favouring nodes with a higher degree), the probability of hub nodes receiving relay traffic increases and the traffic load distribution becomes more unbalanced. Furthermore, using simulation in the Reality mobility scenario [39] we illustrate in Figure 3 (left) the node degree vs. node traffic load when the hill-climbing heuristic forwarding is applied on the network (here, node traffic load is defined as the total relay messages carried by a node). The graphic depicts a few the highest degree nodes handle a big portion of traffic, yet most of network nodes only process a small one. This quickly depletes the hub nodes' constrained resources such as power and storage. For instance, we show in Figure 3 (right) the

buffer occupancy changes of illustrative hub node and non-hub node in Reality. Clearly, the buffer occupancy in the hub node is regularly saturated, whereas the buffer queue on the non-hub node is normally low during the experiment.

- In mobile social networks, node utility can change over time, and a low utility node at the present time could become a good relay in the future. Most conventional utility-based forwarding algorithms, however, often ignores this. Furthermore, the studies in [18,19] showed that node popularity in human-based networks varies over time and has a periodic pattern. Considering this, when TraLDA calculates node popularity, these features will be taken into account.

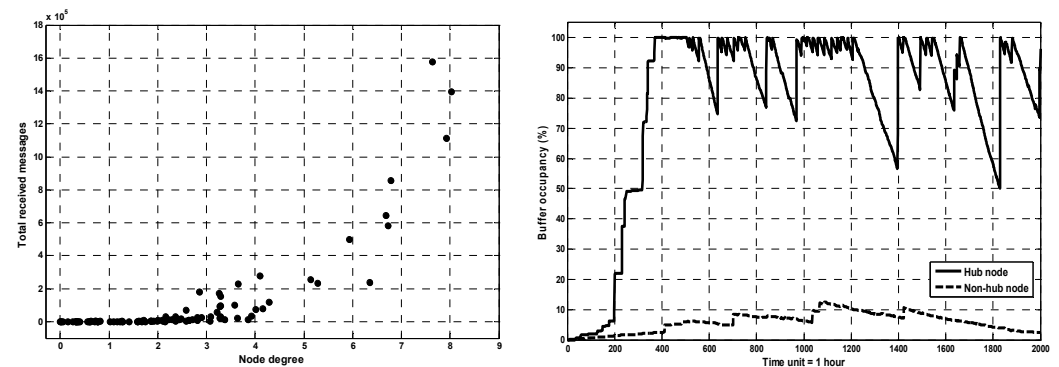


Figure 3. (left) Node degree vs. node traffic load, and (right) the buffer queue growths of illustrative hub node and non-hub node, when the hill-climbing heuristic forwarding is used in the mobile social network. This describes an imbalanced traffic load among nodes, with the highest degree nodes handling the bulk of network traffic, resulting in significant buffer occupancy throughout the simulation.

4. TraLDA Design

In TraLDA, we improve the computation of node (global) popularity in mobile social networks. To determine a node's popularity, two popularity metrics are calculated: inherent popularity and social-relations popularity. We hypothesise that inherent popularity is purely determined by the node's own mobility pattern or sociability level, whereas social-relation popularity is derived as an advantage from relationships with more popular nodes. Finally, TraLDA uses both popularity indicators to choose optimal relays during contacts. In the following, the computations for both measures are described in detailed.

4.1. Inherent Popularity Calculation

The inherent popularity of a node is determined by its own sociability degree or movement pattern. In practice, this metric is defined based on a particular metric, such as the total contacts with different nodes in a time interval [21] or the neighbour change rate [38,41]. In the literature, the former is denoted as the node degree in an aggregated encounter graph. In TraLDA, we use node degree to quantify a node's inherent popularity. Moreover, our investigation below shows that node degree in mobile social networks fluctuates significantly over time and exhibits some periodicity. Thus, it is important to take into account these features when calculating node degree at a given time. Finally, we introduce a novel calculation of node degree using the Kalman prediction [17] which consider the periodicity of human behaviour.

We begin by looking into the node degree change characteristics in mobile social networks using real human movement cases. The Reality trace dataset [39] is used in this study because it consists of a large number of nodes and spans a lengthy period of time. Furthermore, an instantaneous node degree is estimated by the number of distinct nodes contacted in a given time window. In the case of Reality, we chose a time window of 6 h as the basis for node degree calculation based on a study in [21] that found that individuals' daily life is typically separated into four main periods of 6 h each: morning, afternoon,

evening, and night (however, for a detailed discussion of the impact of time window scale choices on the node degree calculation, see [42]).

We now depict changes in node degree in the Reality scenario; for instance, in Figure 4 (left), we present the node degree variations of an illustrative hub node in Reality. We notice that the node's degree changes dramatically and rapidly over time. Subsequently, we use a periodogram analysis [43] to find the main periods (frequencies) within the node's degree data series. We display the discovered periodicities of the hub node's degree in Figure 4 (right). The figure clearly shows that the degree of the hub node firmly demonstrates a 7-days (weekly) period (moreover, our investigation on all the nodes in Reality finds that majority of the nodes possess a weekly cycle of their popularities as well). Indeed, the Reality dataset logged MIT staff and student activities on campus, which are higher during the weekdays but lower on weekends due to less interactions. Nevertheless, depending on the experimental setting, distinct human encounter datasets may have different periodicities.

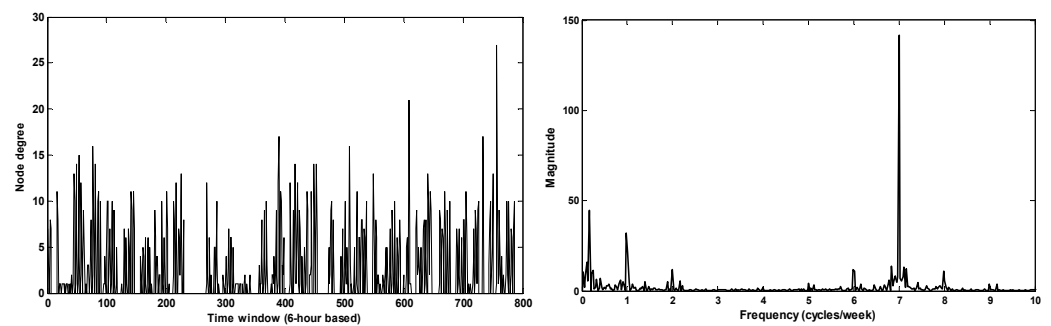


Figure 4. (left) The changes of degree of an illustrative hub node in Reality (measured by node degree in a 6-h time window), and (right) the detected periodicities of the node's degree. This describes that the node popularity in the mobile social network fluctuates over time and has a weekly period.

The structural component of the node degree data series in Figure 4 (left) is then observed using a discrete time series analysis. A discrete time series is a set of observations y_t logged regularly at a specific time interval. In the traditional decomposition model [44], y_t can be broken down into a trend component, a seasonal (periodic) component with period d , and a random noise component. We apply a seasonal filter [45] to the given data series to get estimated periodic data: In Figure 5 (upper), we present the long-term seasonal data of the data series; finally, by removing the periodic data from the original data, deseasonalized data are obtained (shown in Figure 5 (lower)), consisting of a random noise element and a less obvious trend element.

Based on the previous analysis, we now use the Kalman-filter theory [17] to develop an estimation model of the time series data to compute a node's inherent popularity in a time interval. The Kalman filter is widely used in control system design to estimate unmeasured process conditions. It can calculate the best estimates of the current states of a dynamic system defined in a state vector. The state is updated based on periodic observations of the system. We use a typical state space model [46] to express the problem in our model. Furthermore, we only investigate the case when a seasonal component dominates the time series (see [47] for the discussion of Kalman prediction for a complete model). The state space model is constituted by two scalar equations, namely the observation equation and the state equation. For our model with (only) a seasonal component, the observation equation is given as follows

$$y_t = S_t + W_t, \quad t = 1, 2, \dots \quad (3)$$

where S_t is a state variable and W_t is an additive white noise with zero mean and variance σ_w^2 ($W_t = WN(0, \sigma_w^2)$). Furthermore, when we consider S_t representing a seasonal component

with a period d such that $S_{t+d} = S_t$ and $\sum_{t=1}^d S_t = 0$, it is therefore possible to determine S_{t+1} as

$$S_{t+1} = -S_t - S_{t-1} \dots - S_{t-d+2} \quad (4)$$

For a more general expression of S_t allowing random deviations to exist in the periodicity, a white noise term V_t ($V_t = WN(0, \sigma_v^2)$) is added in the right hand side of (4). Afterwards, regarding only the seasonal effect on the series, in order to obtain the state equation for our model, we introduce $(d-1)$ dimensional state vector X_t defined as

$$X_t = [S_t \ S_{t-1} \ \dots \ S_{t-d+2}]^T \quad (5)$$

and the series S_t is determined as

$$S_t = [1 \ 0 \ 0 \ 0 \ \dots \ 0] X_t \quad (6)$$

For the purpose of the derivation of Kalman prediction, the observation equation in (3) is now rewritten in a general form as follows

$$Y_t = G_t X_t + W_t \quad (7)$$

with $G_t = [1 \ 0 \ 0 \ 0 \ \dots \ 0]$, and X_t satisfies the state equation

$$X_{t+1} = F_t X_t + V_t \quad (8)$$

$$\text{with } V_t = [\sigma_v^2 \ 0 \ 0 \ \dots \ 0]^T, \text{ and } F_t = \begin{bmatrix} -1 & -1 & \dots & -1 & -1 \\ 1 & 0 & \dots & 0 & 0 \\ 0 & 1 & \dots & 0 & 0 \\ \vdots & \vdots & \dots & \vdots & \vdots \\ 0 & 0 & \dots & 1 & 0 \end{bmatrix}.$$

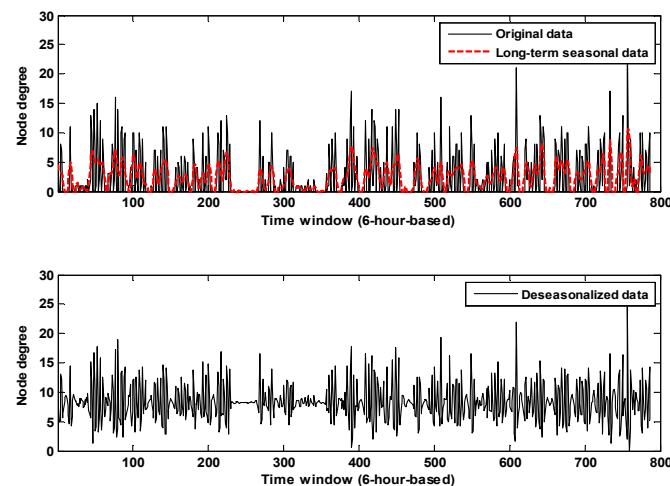


Figure 5. (upper) Long-term seasonal data, and (lower) deseasonalized data of the hub node' degree in Figure 4. These figures show that node popularity in mobile social networks typically comprises a periodic (seasonal) component along with a random noise component.

Given the observation equation in (7) and the state equation in (8), the recursive equations of Kalman-filter for the estimation of the values of the series are defined as follows. Considering the initial settings as

$$\hat{X}_1 = P(X_1|Y_0) \quad (9)$$

$$\Omega_1 = E(X_1 - \hat{X}_1)(X_1 - \hat{X}_1)^T \quad (10)$$

the Kalman recursive equations are then given as

$$\hat{X}_{t+1} = F_t \hat{X}_t + \Theta_t \Delta_t^{-1} (Y_t - G_t \hat{X}_t) \quad (11)$$

$$\Omega_{t+1} = F_t \Omega_t F_t^T + Q_t - \Theta_t \Delta_t^{-1} \Theta_t^T \quad (12)$$

$$\text{where } \Delta_t = G_t \Omega_t G_t^T + R_t, \Theta_t = F_t \Omega_t G_t^T, Q_t = \begin{bmatrix} \sigma_v^2 & 0 & \dots & 0 \\ 0 & \sigma_v^2 & \dots & 0 \\ \vdots & \vdots & \ddots & \vdots \\ 0 & 0 & 0 & \sigma_w^2 \end{bmatrix}, \text{ and } R_t = \sigma_w^2.$$

As an example of node popularity estimation using the Kalman prediction, we discuss in Section 5.2 the Kalman estimates of the hub node's degree compared with the actual values of the node degree in the Reality mobility scenario (for the detail implementation of the Kalman prediction on the node degree calculation in the ONE simulator, please refer to <https://github.com/soelistijanto/TraLDA/routing/community/KalmanDegree.java> (accessed on 14 June 2022)).

4.2. Social-Relations Popularity Calculation

An individual can gain (social) benefits from relationships with her more central or popular acquaintances in a social network. Depending on the substance of the relations, measures of node centrality can be classified as undirected (symmetric) relations, such as friendship and kinship, or directed (asymmetric) relations, such as choice and influence. Moreover, in directed graphs centrality is known as “prestige” [48], where the direction of the interaction is a key attribute for this metric. For instance, individuals who are picked as friends by many others have a special status—prestige in the group. In the literature, there exist metrics of prestige which consider both direct and indirect social influences. For instance, the centrality measures in [37,49] are based on the assumption that the importance of a node in the network is determined by the importance of its neighbours. Thus, these metrics take into account both a node's connectivity to other nodes and its proximity to other important nodes.

We now mention one of the widely used centrality measures, the Katz's prestige measure [37]. This defines the prestige of node i in the graph G , denoted by $C_{Katz}(i)$, as the sum of the prestige of all i 's neighbours divided by their degrees. Node i therefore gains its prestige from having a neighbour j with higher prestige. This i 's prestige is however corrected by the number of neighbours of j , so if j has more relations, then i gains less prestige from friendship with j . This adjustment might be thought of correcting for i 's time spent with or relative access to j . As a result, node i 's Katz centrality in the graph G is determined as follows:

$$C_{Katz}(i) = \sum_{j \neq i} g_{ij} \frac{C_{Katz}(j)}{d_j} \quad (13)$$

where $g_{ij} = 1$ if there is a relation between i and j , or “0” otherwise, and d_j is the degree of j representing the number of j 's neighbours.

Inspired by the Katz's centrality measure, we introduce social-relations popularity, the node's popularity derived from relationships with more popular nodes. This distributes the popularity of more (socially) important nodes to their less important neighbours, and thus takes neighbours' popularity into account when calculating a node's popularity. We employ (13) to compute a node's social-relations popularity in a given time window as follows. To begin, we suppose that social influence occurs in only one direction, with nodes with lower popularity can only receive social benefits from their more popular neighbours; for instance, from (13) we can deduce influence from j towards i , denoted by $\vec{g}_{ji} = 1$, exists when $C_{Katz}(j) > C_{Katz}(i)$ or “0” otherwise, and therefore $\vec{g}_{ji} \neq \vec{g}_{ij}$. Second, we assume that

the popularity of a more important node is shared by its less important neighbours and is weighted by the strength of their interactions with the given node. As a result, the higher (social) level node gives more effect on the closer neighbours. Finally, the social-relations popularity of node i in time window t is defined as follows

$$P_{soc}^t(i) = \sum_{j \in F(i)} \frac{\vec{g}_{ji} \cdot w_{ji}}{\sum_{k \in F(j)} \vec{g}_{jk} \cdot w_{jk}} \cdot \bar{P}_{global}^t(j) \quad (14)$$

where \vec{g}_{ji} denotes the presence of a (social) influence of j towards i : $\vec{g}_{ji} = 1$ for $\bar{P}_{global}^t(j) > \bar{P}_{global}^t(i)$, or $=0$ otherwise, $F(i)$ represents the set of i 's friends, w_{ji} is the connection strength of i and j , and $\bar{P}_{global}^t(j)$ is the cumulative mean of global popularity in time window t calculated as follows

$$\bar{P}_{global}^t(j) = \sum_{t=1}^{t-1} P_{global}^t(j) / (t-1) \quad (15)$$

where $P_{global}^t(j)$ is the instantaneous global popularity of j in time window t computed using (16) below.

To present an example of the calculation of node social-relations popularity, we consider a simple neighbourhood of node A in Figure 6, comprising four neighbours with different levels of global popularity at a time t . Between a pair of nodes A and B , a black line indicates the social connection between them, with w_{AB} representing their connection strength (e.g., measured in total contact duration (seconds)). A red dotted vector, on the other hand, denotes the influence of node B to A : $\vec{g}_{BA} = 1$ if $\bar{P}_{global}^t(B) > \bar{P}_{global}^t(A)$, and $=0$ otherwise. Finally, the social-relations popularity of node A at time t is calculated as:

$$P_{soc}^t(A) = \frac{\vec{g}_{BA} \cdot w_{BA} \cdot \bar{P}_{global}^t(B)}{\vec{g}_{BA} \cdot w_{BA} + \vec{g}_{BC} \cdot w_{BC}} + \frac{\vec{g}_{CA} \cdot w_{CA} \cdot \bar{P}_{global}^t(C)}{\vec{g}_{CA} \cdot w_{CA} + \vec{g}_{CB} \cdot w_{CB}} + \frac{\vec{g}_{DA} \cdot w_{DA} \cdot \bar{P}_{global}^t(D)}{\vec{g}_{DA} \cdot w_{DA} + \vec{g}_{DE} \cdot w_{DE}} + \frac{\vec{g}_{EA} \cdot w_{EA} \cdot \bar{P}_{global}^t(E)}{\vec{g}_{EA} \cdot w_{EA} + \vec{g}_{ED} \cdot w_{ED}}$$

$$P_{soc}^t(A) = \frac{1 \cdot 2000 \cdot 7}{1 \cdot 2000 + 0 \cdot 1200} + \frac{1 \cdot 800 \cdot 10}{1 \cdot 800 + 1 \cdot 1200} + \frac{0 \cdot 3000 \cdot 3}{0 \cdot 3000 + 0 \cdot 700} + \frac{1 \cdot 2500 \cdot 8}{1 \cdot 2500 + 1 \cdot 700}$$

$$P_{soc}^t(A) = 7 + 4 + 0 + 6.25 = 17.25$$

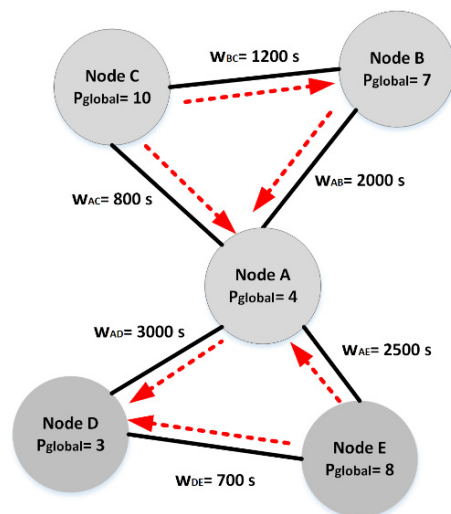


Figure 6. A neighbourhood of node A , comprising four nodes which gives social influences to node A . Social influences (red dotted vectors) to node A exist when the global popularity of the neighbours is higher than A 's.

4.3. TraLDA Distributed Algorithm

In TraLDA, we combine a node's inherent popularity and social-relations popularity to assess its global popularity. The instantaneous global popularity of node i in time window t , denoted by $P_{global}^t(i)$, is represented by

$$P_{global}^t(i) = P_{inhr}^t(i) + \zeta \cdot P_{soc}^t(i) \quad (16)$$

where $P_{inhr}^t(i)$ and $P_{soc}^t(i)$ are node i 's inherent and social-relations popularity, respectively, in time window t , and ζ is a social influence factor which controls the impact of neighbours' influences on the overall i 's popularity and is defined between $0 \leq \zeta \leq 1$. When $\zeta = 0$, neighbours' influences disappear, and the node's global popularity is solely dependent of its own behaviour. The metric $P_{global}^t(i)$ is further used by TraLDA to select optimal relays during node contacts.

We now discuss how TraLDA is implemented in a distributed environment. In self-organizing networks such as mobile social networks, a node should be able to perceive its immediate neighbours autonomously. In TraLDA, we use the terminology "familiar set" in [50] to refer to a node's group of friends (direct neighbours) (hereafter, called a *friendship set* F). Every node stores a map of the contacted nodes together with their total encounter times. When the pairwise total contact time surpasses a given friendship threshold F_{th} , the contacted node is added in the given node's friendship set. This implies that the two nodes now have a link, and in turn, we apply a direction and a weight on this connection to indicate the direction of social impact and the strength of the tie between them, respectively. Finally, in Algorithm 1 we describe how to calculate node popularity in mobile social networks using the TraLDA distributed algorithm. When a contact occurs in time window t and the contacted node is in the current node's friendship set, the two nodes exchange two items of data to compute their social-relations popularities: $\overline{P}_{global}^{t-1}(\cdot)$ the mean of global popularity in time window $t - 1$, and $ts_{lower}(\cdot)$ the total strength of connections to the less popular neighbours. The latter is computed as $\sum_{k \in F(j)} \vec{g}_{jk} \cdot w_{jk}$, where k is the direct neighbours of j , w_{jk} is the connection strength of j and k , and \vec{g}_{jk} is the existence of influence of j towards k . The current node modifies its social-relation popularity and then recalculates both its instantaneous global popularity and cumulative average global popularity based on this peer's data. When the contact ends, if the contacted node is not in the friendship set yet, then the current node updates a map ($peer, ts(peer)$). Finally, the peer will be added to the friendship set when $ts(peer)$ exceeds the threshold F_{th} (the implementation of the TraLDA distributed algorithm in the ONE simulator is available online at <https://github.com/soelistijanto/TraLDA> (accessed on 14 June 2022)).

Algorithm 1: TraLDA node global popularity calculation (i).

```

require :  $P_{soc}^0(i) \leftarrow 0, \bar{P}_{global}^0(i) \leftarrow 0$ 
while  $i$  encounters  $j$  in time window  $t$  do
/*update current node's global popularity based on the peer's information*/
if  $j \in F(i)$  then
    send       $(\bar{P}_{global}^{t-1}(i), ts_{lower}(i))$ 
    receive    $(\bar{P}_{global}^{t-1}(j), ts_{lower}(j))$ 
    calculate  $P_{soc}^t(i)$  (14)
    calculate  $P_{inhr}^t(i)$  (9)–(12)
    calculate  $P_{global}^t(i)$  (16)
    calculate  $\bar{P}_{global}^t(i)$  (15)
end if

/*exchange instantaneous node global popularity */
send       $P_{global}^t(i)$ 
receive    $P_{global}^t(j)$ 

/*when the contact ends*/
if  $j \notin F(i)$  then
    update map  $(j, ts(j))$ 
    if  $ts(j) > F_{th}$  then  $F(i) \leftarrow j$ 
    end if
end if
end while

```

5. Simulation and Discussion**5.1. Simulation Setup**

The scenarios of simulations and evaluation metrics considered in the TraLDA's investigation are now discussed. We implement TraLDA and the algorithm benchmarks in the Opportunistic Network Environment (ONE) simulator [22]. For the simulations, we vary the total number of nodes and simulation time dependent of the mobility scenarios. A warm-up phase of 30% of the simulation duration is used to enable nodes to gather information about the network's states. We set the node buffer to 20 MB, while the message size and its TTL are set to 10 kB and 7 days, respectively. A new message is generated at a rate of 12 messages per hour at a random node, and is directed to a randomly selected destination. For each algorithm, the simulations are run five times with distinct random number seeds.

For mobility scenarios, we use two realistic, long period of human encounter datasets, Reality [39] and Sassy [51]. In Reality, 100 mobile phones were carried by MIT staffs and students for nine months. The phones were running software that performed Bluetooth device discovery every 5 min, logging contacts with nearby Bluetooth-enabled devices. The dataset gathered device contacts in the campus over the given period. The traces were acquired in Sassy, however, utilising tMote invent devices carried by academics of University of St. Andrews. The invent devices were designed to broadcast beacons every 6.67 s to detect other devices within a 10-m radius. The experiment was conducted for 74 days, where they were asked to bring the devices at all times, whether in or out the town.

For performance evaluation, we utilise the following evaluation metrics:

1. Delivery ratio: the ratio of the number of messages delivered to the number of new messages created.
2. Delivery latency: the time it takes for a message to be created and forwarded to the intended recipient.
3. Message overhead ratio: the fraction between total overhead messages and total delivered messages. The total overhead messages is computed as the number of forwarded messages minus the number of messages successfully delivered

4. GINI index: this statistical dispersion measure [52] computes the disparity between values of a frequency distribution. Here, the GINI index is used to quantify the fairness level of traffic load distribution in the network: a value of “0” indicates that traffic is divided equally among network nodes, while a value of “1” indicates that all network traffic is processed by a single node.

5.2. Simulation Results and Discussions

We now present the simulation results and discussions of the delivery performances of conventional BubbleRap [21] (hereafter, called *BubbleRap*) and conventional SimBet [20] (hereafter, called *SimBet*) compared with their improved versions within the TraLDA framework (hereafter, called *Bubble-TLDA* and *SimBet-TLDA*, respectively) in the given mobility scenarios, Reality and Sassy.

5.2.1. BubbleRap vs. Bubble-TLDA

BubbleRap bases its routing on both node global popularity and the community to which the destination belongs to. When either the current node or the encountered node is in the destination’s community, routing decisions are performed based on local popularity, which is the popularity of the node within the given community; otherwise, global popularity is considered. In BubbleRap, the C-Window method is used to compute node global popularity. This method calculates a node’s degree value in the current time window by simply taking the average of all the node’s degree values in prior time windows. TraLDA, on the other hand, estimates node inherent popularity in a time window (also measured in node degree) based on the Kalman prediction which considers the periodicity of human activities. For a performance comparison between two schemes, in Figure 7 we show the time series of an illustrative hub node’s degree values in Reality. In each time window, the node’s degree value is determined based on real measurement (y_t), C-Window (\bar{y}_t) and Kalman prediction (\hat{y}_t) (we show these values in a daily basis to make them easily observed). For Kalman prediction, we assume (from Section 3.1) that the seasonality S_t is known with the period of 7 days. Figure 7 shows that Kalman prediction captures fluctuations in the node degree values, and thus delivers more accurate estimations of the instantaneous node’s popularity compared to BubbleRap’s C-Window. C-Window reacts slowly to variations in node popularity and ignores the regularity of human activity.

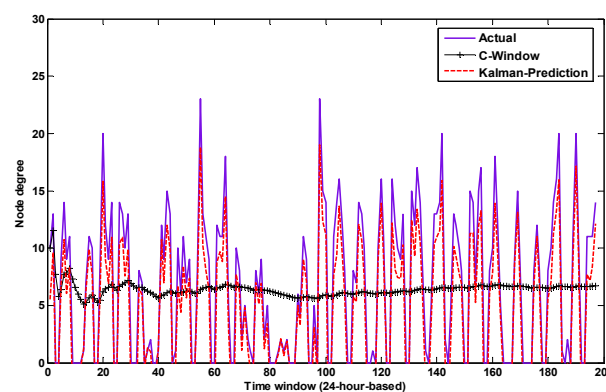


Figure 7. Node degree values of an illustrative Reality hub node in a certain time window, comparing the actual value, the Kalman prediction, and the C-Window estimate. Kalman prediction clearly outperforms C-Window when estimating the actual node’s degree level in each time window, and it captures the periodic pattern of the node degree quite well.

We next discuss the delivery performance of BubbleRap compared with that of Bubble-TLDA in the Reality and Sassy scenarios based on the given evaluation metrics. As we noted above, BubbleRap considers node global popularity, and the community of the destination belongs to when making forwarding decisions. To determine the community of a node, we exploit the k -clique community detection in [50]. For the parameters of the

k -clique scheme used by both BubbleRap and Bubble-TLDA, we choose $k = 5$ and familiar threshold $T_{th} = 250$ k seconds for Reality, and for Sassy $k = 3$ and $T_{th} = 3$ k seconds. Moreover, for the TraLDA's parameters in Bubble-TLDA, we use two distinct values of friendship thresholds for each mobility scenario: $F_{th} = 150$ k seconds and 300 k seconds for Reality, and $F_{th} = 2$ k seconds and 3 k seconds for Sassy. In addition, for both mobility scenarios, we use a social impact factor (ζ) of 0.8, which determines the weight of neighbours' influences on the overall node's popularity.

As previously mentioned in the node social-relations popularity (Section 4.2), the neighbourhood of a node is defined in terms of a friendship set, with another node being involved in the node's friendship set if their pairwise total encounter time surpasses a given friendship threshold (F_{th}). Indeed, this threshold is critical for TraLDA's performance as it dictates the size of a node's friendship set, which in turn impacts the node's social influence in its neighbourhood. For instance, in Table 1 we show the comparison of the friendship sets of hub node and non-hub node in the Reality scenario for various values of friendship threshold (F_{th}) (in seconds). In the hub node, we notice that increasing the friendship threshold F_{th} makes the friendship set shrinking (Table 1a). This implies that as F_{th} increases, the spread of social influences of the hub node to its neighbours diminishes. Since a hub node, in general, is the most active node in the network, it consequently has weaker ties with its neighbours. Furthermore, Granovetter [53] underlined the relevance of weak relationships in information dissemination in social networks. A non-hub node, on the other hand, has stronger relationships to its direct neighbours, and as indicated in Table 1b the friendship threshold (F_{th}) in this case has a small influence on the node's friendship set size.

Table 1. The friendship sets of hub node and non-hub node in Reality for different values of F_{th} .

(a) Node 80 (Hub Node)		(b) Node 3 (Non-Hub Node)	
F_{th} (s)	Friendship Set (Node ID)	F_{th} (s)	Friendship Set (Node ID)
150 k	[5, 7, 13, 15, 17, 20, 22, 32, 82, 84, 85, 95]	150 k	[45, 63, 82, 95, 96]
200 k	[5, 7, 13, 17, 20, 22, 32, 82, 84, 95]	200 k	[45, 63, 82, 95, 96]
250 k	[5, 7, 13, 17, 20, 22, 82, 84, 95]	250 k	[45, 63, 82, 95, 96]
300 k	[5, 13, 17, 22, 82, 84, 95]	300 k	[45, 63, 82, 95, 96]

Finally, we depict the delivery performances of BubbleRap and Bubble-TLDA in Reality and Sassy in Figures 8 and 9, respectively, based on the four performance metrics mentioned before. For Bubble-TLDA, we consider two distinct friendship thresholds for each scenario: for Reality $F_{th} = 150$ ks and 300 ks, and for Sassy $F_{th} = 2$ ks and 3 ks. Since the primary purpose of TraLDA is to enhance fairness in forwarding across network nodes, we notice in these figures that this is achieved: Bubble-TLDA can improve the traffic distribution fairness in both scenarios, indicated by the reduced of GINI index. The improved traffic fairness of Bubble-TLDA has a little impact on the delivery rate, i.e., Bubble-TLDA keeps the delivery success rate as high as that of BubbleRap. In addition, Bubble-TLDA with a lower friendship threshold (F_{th}) can give a more significant impact on reducing the GINI index. As mentioned in Table 1, the lower friendship threshold (F_{th}) means the wider influences of hub nodes on their neighbourhoods, resulting in more non-hub nodes that can increase their popularity and, in turn, may become better relays. For example, in Figure 10 we show the distribution of traffic load among nodes in Reality for BubbleRap and Bubble-TLDA ($\zeta = 0.8$, $F_{th} = 150$ ks). Bubble-TLDA is clearly capable of significantly reducing the relay traffic managed by the most popular nodes (hub nodes), while, on the other hand, simultaneously increasing the total relay traffic on a large number of non-hub nodes, and thereby improving traffic load balancing across network nodes.

The reduction in load in the most popular nodes in the case of Bubble-TLDA, on the other hand, negatively impacts on the delivery latency. In both Reality and Sassy, as illustrated in Figures 8 and 9 (upper-right), Bubble-TLDA increases delivery time beyond

that of BubbleRap. Reducing traffic on the hub nodes implies that most of the network traffic is diverted away from the shortest-paths through these nodes, and now traverses on the suboptimal-paths via non-hub nodes which is typically longer than the shortest-paths, resulting in a longer delivery time.

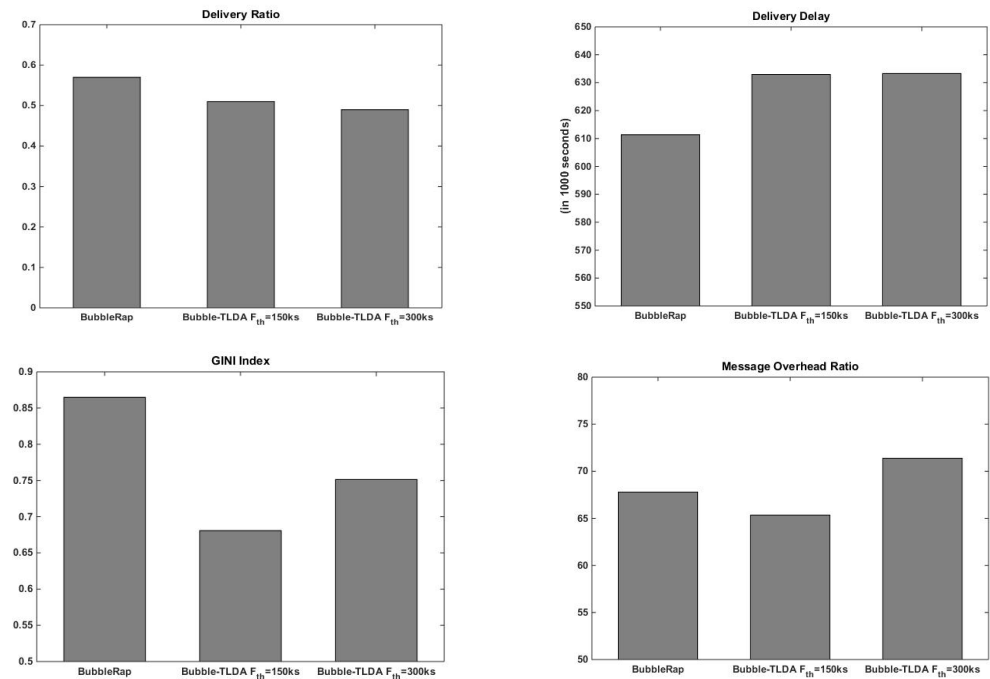


Figure 8. Performance evaluation of BubbleRap and Bubble-TLDA ($\xi = 0.8$) for the Reality mobility scenario, comparing the delivery performances of BubbleRap and its improved version, Bubble-TLDA. Bubble-TLDA significantly decreases of the GINI index of BubbleRap in this case, without negatively impacting other delivery performances.

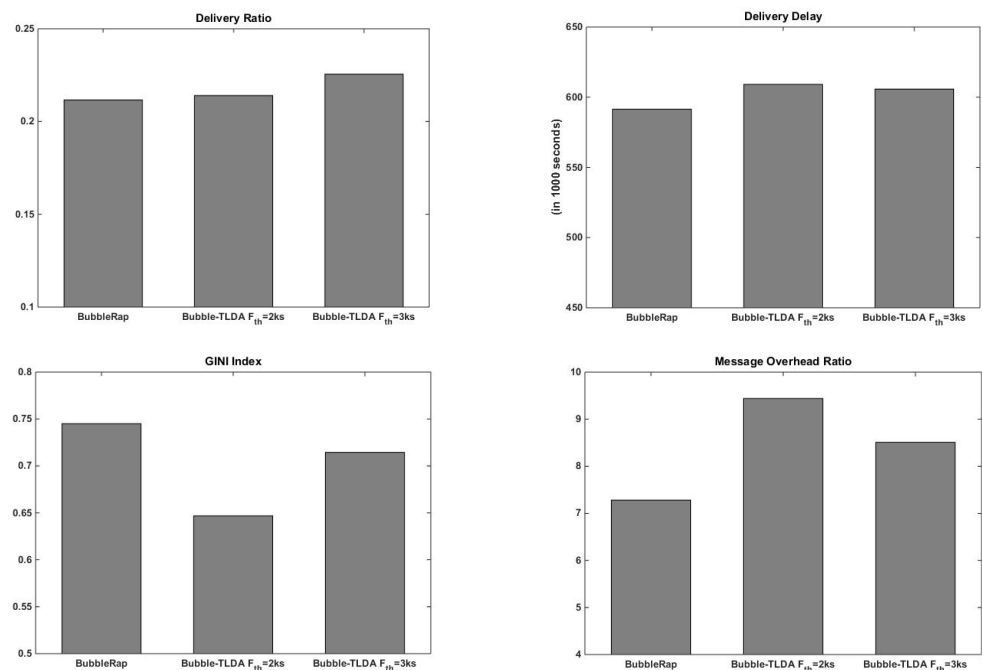


Figure 9. Performance evaluation of BubbleRap and Bubble-TLDA ($\xi = 0.8$) for the Sassy mobility scenario. In this case, Bubble-TLDA slightly improves the traffic distribution (indicated by a reduced GINI index), while keeping other delivery performances as high as those of BubbleRap.

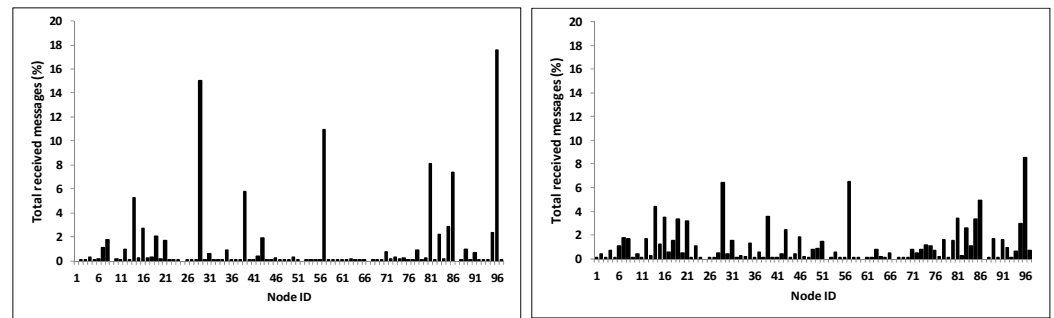


Figure 10. (left) The traffic load distribution among nodes in Reality for BubbleRap, and (right) for Bubble-TLDA ($\xi = 0.8$, $F_{th} = 150$ ks). Clearly, the improved node popularity calculation of TraLDA on BubbleRap significantly reduces the traffic load in the hub nodes, while increasing the relay traffic in majority of non-hub nodes.

Subsequently, we investigate the effect of a social impact factor (ξ) on Bubble-TLDA's performance, particularly delivery latency and GINI index. In TraLDA, a social impact factor (ξ) determines the weight of neighbours' influences on the node's global popularity. From (16), when the social impact factor (ξ) decreases, the effect of neighbours' importance on the node's popularity weakens, and thus the node's popularity merely relies on its own mobility pattern or sociability level in the social network. In Figure 11, we depict the impact of varying social impact factor (ξ) on the GINI index and average delivery latency in Reality and Sassy. As illustrated in Figure 11 (left), when the social impact factor (ξ) increases, the GINI index in both scenarios decreases, with the reduction is more obvious in Reality. This demonstrated that considering neighbours' popularity influences on the node's global popularity computation indeed improves fairness in forwarding of BubbleRap. However, increasing the social impact factor (ξ) lengthens the delivery time in both scenarios. The greater the value of the social impact factor (ξ), the more traffic is redirected from optimal paths (via hub nodes) to sub-optimal paths (through non-hub nodes), which are often longer than the shortest routes (via hub nodes) to the destination. Finally, for the case of message overhead ratio, Bubble-TLDA marginally rises BubbleRap's delivery cost in both mobility scenarios (Figures 8 and 9 (lower-right)). This implies that reducing traffic in hub nodes, while increasing traffic in non-hub nodes shows a less impact on the delivery overhead, i.e., Bubble-TLDA is able to maintain the total message copies as high as BubbleRap.

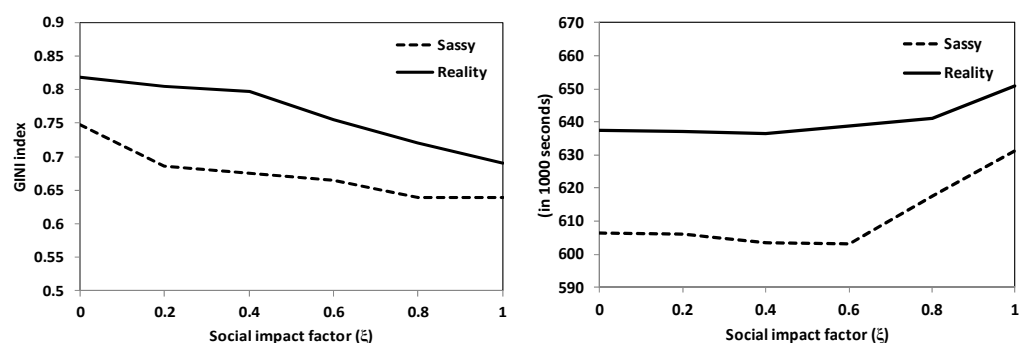


Figure 11. (left) Social impact factor (ξ) vs. GINI index, and (right) social impact factor (ξ) vs. delivery latency of Bubble-TLDA for Reality ($F_{th} = 150$ ks) and Sassy ($F_{th} = 2$ ks). A social impact factor represents the contribution of neighbours' influence on the node popularity. A higher ξ leads to a lower GINI index, but somewhat increases the delivery delay.

5.2.2. SimBet vs. SimBet-TLDA

For the last TraLDA's analysis, we now consider SimBet routing [20]. SimBet uses two distinct social properties, namely betweenness centrality and social similarity, to calculate

node utility to a given destination. Both the SimBet's utility metrics are calculated based on a binary model of a social connection, where a value of "1" denotes that a pair of nodes have known each other, and "0" otherwise. The binary social relationships may create a substantial issue in forwarding fairness, since a node having large contacts with other nodes will always be considered as the popular nodes regardless of time. Using the graph with binary links, SimBet computes node betweenness centrality based on an ego-centric network approach, since the global network topology information is unavailable for nodes in MSNs. Node social similarity, on the other hand, is calculated as the number of common encountered nodes between a pair of nodes. In the end, the SimBet utility of a node is computed as the weighted combination of betweenness centrality and similarity, with a parameter α which balances the two metrics' respective relevance. However, for SimBet-TLDA, we modify the calculation of node betweenness of SimBet with the calculation of node global popularity of TraLDA using (16). Eventually, in Figures 12 and 13 we depict the delivery performances of SimBet and SimBet-TLDA for Reality and Sassy, respectively. For TraLDA's social-relations parameters, namely friendship threshold (F_{th}) and social impact factor (ζ), we again consider the similar settings used in the previous investigation of Bubble-TLDA. Moreover, for both SimBet and SimBet-TLDA we choose a weighting parameter $\alpha = 0.5$, assigning an equal importance to the global popularity and social similarity utilities in both Reality and Sassy.

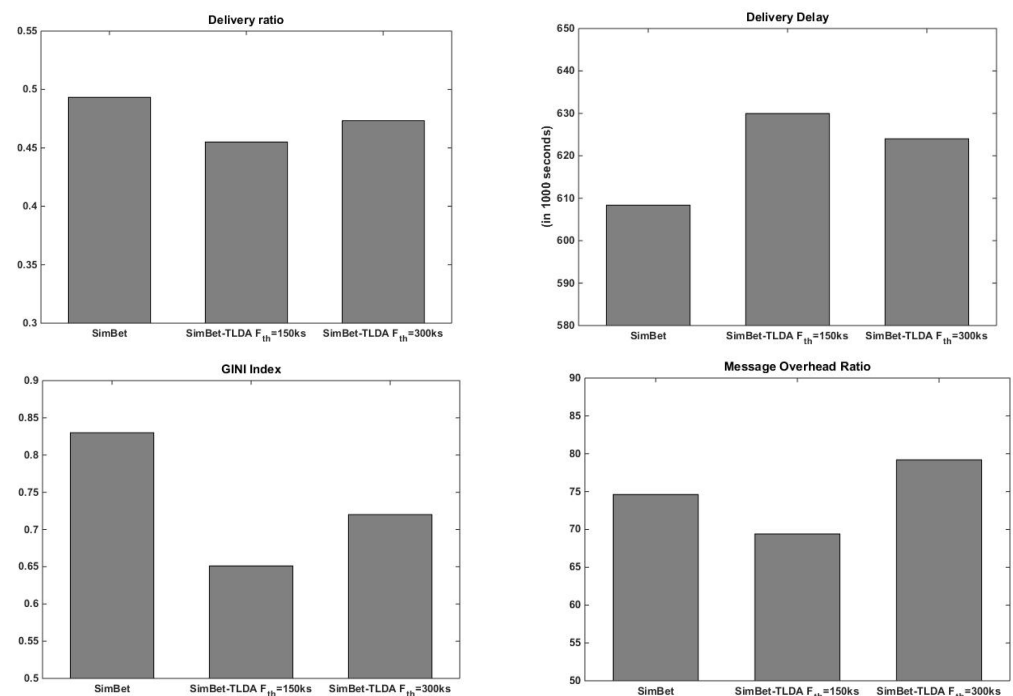


Figure 12. Performance evaluation of SimBet and SimBet-TLDA ($\zeta = 0.8$) for the Reality mobility scenario. As in the case of BubbleRap, in this case TraLDA is also able to substantially reduce the SimBet's GINI index, without much affecting other delivery performances.

The major purpose of SimBet-TLDA is to enhance traffic load balancing across network nodes, and as seen in Figures 12 and 13 (lower-left), the GINI index performance of SimBet-TLDA can outperform that of SimBet. As previously stated, using binary relationships to calculate node centrality makes a node's utility relatively constant over time, ignoring the dynamics of human behaviour. As a result, majority of network traffic is directed to the most central nodes (hub nodes), creating a traffic imbalance in the network. A node's centrality in SimBet-TLDA, however, is determined by considering both the periodicity of human activities as well as the centrality of the neighbours of the nodes. This can reduce the traffic in the most central nodes and distributes the traffic more equitably across the network nodes, indicated by the reduce of GINI index in both mobility scenarios.

Furthermore, the GINI index reduction in SimBet-TLDA is more obvious in the case of lower friendship thresholds (F_{th}). As described in Table 1, a lower friendship threshold means the influence of more central nodes is wider in their neighbourhood, and hence, many more less central neighbour nodes can increase their popularity and afterwards can become good relays. Moreover, the reduction in GINI index slightly impacts the delivery ratio, and SimBet-TLDA delivers messages to the destinations with a success rate as high as that of SimBet. However, as in Bubble-TLDA, the GINI index reduction in SimBet-TLDA increases the delivery time in both mobility cases. The explanation of this is similar to that given in the Bubble-TLDA before, as follows: when SimBet-TLDA successfully reduces the GINI index, some of traffic is diverted away from the shortest-paths (through hub nodes) on to the sub-optimal paths (via non-hub nodes); in turn, increasing the average delivery time. Finally, in terms of delivery cost performance, SimBet-TLDA performs as well as SimBet in both scenarios, i.e., SimBet-TLDA creates (redundant) message copies as many as SimBet in the network.

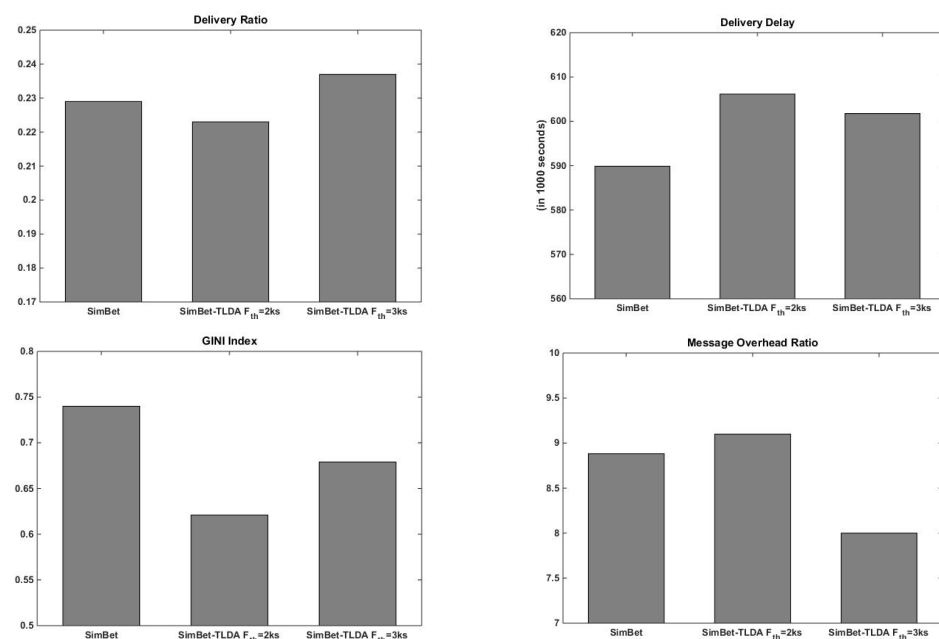


Figure 13. Performance evaluation of SimBet and SimBet-TLDA ($\zeta = 0.8$) for the Sassy mobility scenario. Similar with the case in Reality, here SimBet-TLDA also improves the traffic fairness in the network (indicated by the reduced GINI index), while keeping other delivery performances as high as those of SimBet.

6. Conclusions

We presented TraLDA, a distributed framework aimed primarily at improving fairness in forwarding among nodes in mobile social networks. In TraLDA, we introduce a novel calculation of node popularity, a function of inherent and social-relations popularity. We have demonstrated that TraLDA achieves this fairness, reducing the GINI index of BubbleRap and SimBet, but at the expense of a slight increase of delivery delay of these routing schemes. Given that mobile social networks are assumed to be delay-tolerant, the increased delivery latency is a reasonable trade-off given the enhanced network traffic fairness and lower resource use in the most popular nodes.

For future work, we believe that TraLDA can be incorporated with buffer congestion control to further improve traffic load balancing across network nodes and simultaneously avoid congestion mainly in the most popular nodes.

Author Contributions: Conceptualization, B.S.; methodology, B.S.; software, B.S. and V.A.; validation, B.S.; formal analysis, B.S.; investigation, B.S.; resources, B.S. and V.A.; data curation, B.S.; writing—original draft preparation, B.S.; writing—review and editing, B.S. and V.A.; visualization, B.S.; supervision, B.S.; project administration, B.S.; funding acquisition, B.S. and V.A. All authors have read and agreed to the published version of the manuscript.

Funding: This research was partially funded by the Sanata Dharma University Research Grants 2021.

Institutional Review Board Statement: Not applicable.

Informed Consent Statement: Not applicable.

Data Availability Statement: The Java implementation of TraLDA is available online at: <https://github.com/soelistijanto/TraLDA> (accessed on 14 June 2022).

Conflicts of Interest: The authors declare no conflict of interest.

References

- Conti, M.; Giordano, S.; May, M.; Passarella, A. From Opportunistic Networks to Opportunistic Computing. *IEEE Commun. Mag.* **2010**, *48*, 126–139. [\[CrossRef\]](#)
- Cai, Y.; Zhang, H.; Fan, Y.; Xia, H. A Survey on Routing Algorithms for Opportunistic Mobile Social Networks. *China Commun.* **2021**, *18*, 86–109. [\[CrossRef\]](#)
- Hu, X.; Chu, T.H.S.; Leung, V.C.M.; Ngai, E.C.-H.; Kruchten, P.; Chan, H.C.B. A Survey on Mobile Social Networks: Applications, Platforms, System Architectures, and Future Research Directions. *IEEE Commun. Surv. Tutor.* **2015**, *17*, 1557–1581. [\[CrossRef\]](#)
- Barbosa, H.; Barthelemy, M.; Ghoshal, G.; James, C.R.; Lenormand, M.; Louail, T.; Menezes, R.; Ramasco, J.J.; Simini, F.; Tomasini, M. Human Mobility: Models and Applications. *Phys. Rep.* **2018**, *734*, 1–74. [\[CrossRef\]](#)
- Hossmann, T.; Spyropoulos, T.; Legendre, F. A Complex Network Analysis of Human Mobility. In Proceedings of the 2011 IEEE Conference on Computer Communications Workshops (INFOCOM WKSHPS), Shanghai, China, 10–15 April 2011; pp. 876–881.
- Borrel, V.; Legendre, F.; de Amorim, M.; Fdida, S. SIMPS: Using Sociology for Personal Mobility. *IEEE/ACM Trans. Netw.* **2009**, *17*, 831–842. [\[CrossRef\]](#)
- Mtibaa, A.; May, M.; Diot, C.; Ammar, M. PeopleRank: Social Opportunistic Forwarding. In Proceedings of the 2010 Proceedings IEEE INFOCOM, San Diego, CA, USA, 15–19 March 2010; pp. 1–5.
- Picu, A.; Spyropoulos, T. *Distributed Optimization in DTNs: Towards Understanding Greedy and Stochastic Algorithms*; TIK Report No. 326; ETH: Zurich, Germany, 2010; pp. 1–19.
- Yuan, P.; Pang, X.; Song, M. SSR: Using the Social Similarity to Improve the Data Forwarding Performance in Mobile Opportunistic Networks. *IEEE Access* **2019**, *7*, 44840–44850. [\[CrossRef\]](#)
- Mtibaa, A.; Harras, K.A. Fairness-Related Challenges in Mobile Opportunistic Networking. *Comput. Netw.* **2013**, *57*, 228–242. [\[CrossRef\]](#)
- Fan, X.; Li, V.O.K.; Xu, K. Fairness Analysis of Routing in Opportunistic Mobile Networks. *IEEE Trans. Veh. Technol.* **2014**, *63*, 1282–1295. [\[CrossRef\]](#)
- Sun, Y.; Yin, L.; Liu, W. Defending Sybil Attacks in Mobile Social Networks. In Proceedings of the 2014 IEEE Conference on Computer Communications Workshops (INFOCOM WKSHPS), Toronto, ON, Canada, 27 April–2 May 2014; pp. 163–164.
- Helbing, D.; Brockmann, D.; Chadeaux, T.; Donnay, K.; Blanke, U.; Woolley-Meza, O.; Moussaid, M.; Johansson, A.; Krause, J.; Schutte, S.; et al. Saving Human Lives: What Complexity Science and Information Systems Can Contribute. *J. Stat. Phys.* **2015**, *158*, 735–781. [\[CrossRef\]](#)
- Jusup, M.; Holme, P.; Kanazawa, K.; Takayasu, M.; Romić, I.; Wang, Z.; Geček, S.; Lipić, T.; Podobnik, B.; Wang, L.; et al. Social Physics. *Phys. Rep.* **2022**, *948*, 1–148. [\[CrossRef\]](#)
- Hui, P.; Chaintreau, A.; Scott, J.; Gass, R.; Crowcroft, J.; Diot, C. Pocket Switched Networks and Human Mobility in Conference Environments. In Proceedings of the 2005 ACM SIGCOMM Workshop on Delay-Tolerant Networking—WDTN’05, Philadelphia, PA, USA, 26 August 2005; ACM Press: Philadelphia, PA, USA, 2005; pp. 244–251.
- Spyropoulos, T.; Turetli, T.; Obraczka, K. Routing in Delay-Tolerant Networks Comprising Heterogeneous Node Populations. *IEEE Trans. Mob. Comput.* **2009**, *8*, 1132–1147. [\[CrossRef\]](#)
- Kalman, R.E. A New Approach to Linear Filtering and Prediction Problems. *J. Fluids Eng. Trans. ASME* **1960**, *82*, 35–45. [\[CrossRef\]](#)
- Hu, F.; Smeaton, A.F.; Newman, E.; Buman, M.P. Using Periodicity Intensity to Detect Long Term Behaviour Change. In Proceedings of the Adjunct Proceedings of the 2015 ACM International Joint Conference on Pervasive and Ubiquitous Computing, and Proceedings of the 2015 ACM International Symposium on Wearable Computers, Osaka, Japan, 7–11 September 2015; Association for Computing Machinery: New York, NY, USA, 2015; pp. 1069–1074.
- Soelistijanto, B.; Adi Permatasari, E.K. Periodicity Detection of Node Behaviour in Opportunistic Mobile Social Networks. In Proceedings of the 2019 IEEE International Conference on Internet of Things and Intelligence System (IoTaIS), Bali, Indonesia, 5–7 November 2019; pp. 25–29.

20. Daly, E.M.; Haahr, M. Social Network Analysis for Information Flow in Disconnected Delay-Tolerant MANETs. *IEEE Trans. Mob. Comput.* **2009**, *8*, 606–621. [\[CrossRef\]](#)
21. Hui, P.; Crowcroft, J.; Yoneki, E. BUBBLE Rap: Social-Based Forwarding in Delay-Tolerant Networks. *IEEE Trans. Mob. Comput.* **2011**, *10*, 1576–1589. [\[CrossRef\]](#)
22. Keränen, A.; Ott, J.; Kärkkäinen, T. The ONE Simulator for DTN Protocol Evaluation. In Proceedings of the SIMUTools 2009-2nd International ICST Conference on Simulation Tools and Techniques, Rome, Italy, 2–6 March 2009. [\[CrossRef\]](#)
23. SHI, H.; Prasad, R.V.; Onur, E.; Niemegeers, I.G.M.M. Fairness in Wireless Networks: Issues, Measures and Challenges. *IEEE Commun. Surv. Tutor.* **2014**, *16*, 5–24. [\[CrossRef\]](#)
24. Soelistijanto, B. The Efficiency-Fairness Trade-off of Social-Rank-Based Forwarding in Social Opportunistic Networks. In Proceedings of the 2016 IEEE Asia Pacific Conference on Wireless and Mobile (APWiMob), Bandung, Indonesia, 13–15 September 2016; pp. 113–119.
25. Ying, B.; Xu, K.; Nayak, A. Fair and Social-Aware Message Forwarding Method in Opportunistic Social Networks. *IEEE Commun. Lett.* **2019**, *23*, 720–723. [\[CrossRef\]](#)
26. Pujol, J.M.; Toledo, A.L.; Rodriguez, P. Fair Routing in Delay Tolerant Networks. In Proceedings of the IEEE INFOCOM, Rio de Janeiro, Brazil, 19–25 April 2009; pp. 837–845. [\[CrossRef\]](#)
27. Radenkovic, M.; Grundy, A. Efficient and Adaptive Congestion Control for Heterogeneous Delay-Tolerant Networks. *Ad Hoc Netw.* **2012**, *10*, 1322–1345. [\[CrossRef\]](#)
28. Sermpezis, P.; Spyropoulos, T. Understanding the Effects of Social Selfishness on the Performance of Heterogeneous Opportunistic Networks. *Comput. Commun.* **2014**, *48*, 71–83. [\[CrossRef\]](#)
29. Abdelkader, T.; Naik, K.; Gad, W. A Game-Theoretic Approach to Supporting Fair Cooperation in Delay Tolerant Networks. In Proceedings of the 2015 IEEE 81st Vehicular Technology Conference (VTC Spring), Glasgow, UK, 11–14 May 2015; pp. 1–7.
30. Amah, T.E.; Kamat, M.; Bakar, K.A.; Moreira, W.; Oliveira, A., Jr.; Batista, M.A. Measuring Burden and Routing Fairness in Pocket Switched Networks. In Proceedings of the {XXXV} Brazilian Symposium on Computer Networks and Distributed Systems, Belém, Brazil, 15–19 May 2018; Abelém, A., Cerqueira, E., Eds.; SBRC: Linlithgow, UK, 2017.
31. Ciobanu, R.I.; Dobre, C.; Cristea, V. Reducing Congestion for Routing Algorithms in Opportunistic Networks with Socially-Aware Node Behavior Prediction. In Proceedings of the Proceedings-International Conference on Advanced Information Networking and Applications, AINA, Barcelona, Spain, 25–28 March 2013; pp. 554–561.
32. Freeman, L.C. Centrality in Social Networks. *Soc. Netw.* **1979**, *1*, 215–239. [\[CrossRef\]](#)
33. Rusinowska, A.; Berghammer, R.; De Swart, H.; Grabisch, M. Social Networks: Prestige, Centrality, and Influence: (Invited Paper). In *Relational and Algebraic Methods in Computer Science*; de Swart, H., Ed.; Lecture Notes in Computer Science; Springer: Berlin/Heidelberg, Germany, 2011; Volume 6663, pp. 22–39. ISBN 978-3-642-21069-3.
34. Sheikhamadi, A.; Nematbakhsh, M.A. Identification of Multi-Spreader Users in Social Networks for Viral Marketing. *J. Inf. Sci.* **2017**, *43*, 412–423. [\[CrossRef\]](#)
35. Ursino, D.; Virgili, L. An Approach to Evaluate Trust and Reputation of Things in a Multi-IoTs Scenario. *Computing* **2020**, *102*, 2257–2298. [\[CrossRef\]](#)
36. Cauteruccio, F.; Cinelli, L.; Fortino, G.; Savaglio, C.; Terracina, G.; Ursino, D.; Virgili, L. An Approach to Compute the Scope of a Social Object in a Multi-IoT Scenario. *Pervasive Mob. Comput.* **2020**, *67*, 101223. [\[CrossRef\]](#)
37. Katz, L. A New Status Index Derived from Sociometric Analysis. *Psychometrika* **1953**, *18*, 39–43. [\[CrossRef\]](#)
38. Yoneki, E.; Hui, P.; Crowcroft, J. Distinct Types of Hubs in Human Dynamic Networks. In *Proceedings of the 1st Workshop on Social Network Systems*; Association for Computing Machinery: New York, NY, USA, 2008; pp. 7–12.
39. Eagle, N.; Pentland, A. Reality Mining: Sensing Complex Social Systems. *Pers. Ubiquitous Comput.* **2006**, *10*, 255–268. [\[CrossRef\]](#)
40. Ferretti, S.; Ghini, V.; Panzieri, F. Scale-Free Opportunistic Networks: Is It Possible? In Proceedings of the 2012 IEEE International Conference on Pervasive Computing and Communications Workshops, Lugano, Switzerland, 19–23 March 2012; pp. 625–630.
41. Musolesi, M.; Mascolo, C. CAR: Context-Aware Adaptive Routing for Delay-Tolerant Mobile Networks. *IEEE Trans. Mob. Comput.* **2009**, *8*, 246–260. [\[CrossRef\]](#)
42. Williamson, G.; Cellai, D.; Dobson, S.; Nixon, P. Self-Management of Routing on Human Proximity Networks. In *Proceedings of the Self-Organizing Systems*; Spyropoulos, T., Hummel, K.A., Eds.; Springer: Berlin/Heidelberg, Germany, 2009; pp. 1–12.
43. Stoica, P.; Moses, R.L. *Spectral Analysis of Signals*; Pearson/Prentice Hall: Upper Saddle River, NJ, USA, 2005; ISBN1 0131139568. ISBN2 9780131139565.
44. Brockwell, P.J.; Davis, R.A. *Introduction to Time Series and Forecasting*, 2nd ed.; Springer: Berlin/Heidelberg, Germany, 2002; ISBN 9780387781884.
45. Dagum, E.B. *The X-II-ARIMA Seasonal Adjustment Method*; Statistics Canada: Ottawa, ON, Canada, 1980; 119p.
46. Durbin, J.; Koopman, S.J. *Time Series Analysis by State Space Methods: Second Edition*; Oxford University Press: Oxford, UK, 2012; ISBN 9780199641178.
47. Musolesi, M.; Hailes, S.; Mascolo, C. *Prediction of Context Information Using Kalman Filter Theory*; UCL Research Note RN/04/22; University College London: London, UK, 2004.
48. Wasserman, S.; Faust, K. *Social Network Analysis: Methods and Applications*; Structural Analysis in the Social Sciences; Cambridge University Press: Cambridge, UK, 1994.
49. Bonacich, P. Power and Centrality: A Family of Measures. *Am. J. Sociol.* **1987**, *92*, 1170–1182. [\[CrossRef\]](#)

-
50. Hui, P.; Yoneki, E.; Chan, S.Y.; Crowcroft, J. Distributed Community Detection in Delay Tolerant Networks. In Proceedings of the 2nd ACM/IEEE International Workshop on Mobility in the Evolving Internet Architecture, Kyoto, Japan, 27–30 August 2007; Association for Computing Machinery: New York, NY, USA, 2007.
 51. Bigwood, G.; Henderson, T.; Rehunathan, D.; Bateman, M.; Bhatti, S. {CRAWDAD} Dataset St_andrews/Sassy, v. 2011-06-03. 2011. Available online: https://crawdad.org/st_andrews/sassy/20110603/ (accessed on 20 July 2021).
 52. Gini, C. On the Measure of Concentration with Special Reference to Income and Statistics. *Colo. Coll. Publ. Colo. Springs Gen. Ser.* **1936**, *208*, 73–79.
 53. Granovetter, M.S. The Strength of Weak Ties. *Am. J. Sociol.* **1973**, *78*, 1360–1380. [[CrossRef](#)]