



Digital Receipt

This receipt acknowledges that **Turnitin** received your paper. Below you will find the receipt information regarding your submission.

The first page of your submissions is displayed below.

Submission author: Budi Sugiharto
Assignment title: Periksa similarity
Submission title: Simulation Savonius Wind Turbine with Multi-Deflector
File name: Simulation_Savonius_Wind_Turbine_with_Multi-Deflector.pdf
File size: 707.54K
Page count: 5
Word count: 1,491
Character count: 7,606
Submission date: 08-Aug-2022 10:51AM (UTC+0700)
Submission ID: 1880076956

Applied Mechanics and Materials
ISSN: 1662-7482, Vol. 836, pp 289-293
doi:10.4028/www.scientific.net/AMM.836.289
© 2016 Trans Tech Publications, Switzerland

Submitted: 2015-12-07
Accepted: 2016-01-27
Online: 2016-06-01

Simulation Savonius Wind Turbine with Multi-Deflector
Budi Sugiharto^{1,2,a}, Sudjito Soeparnan^{2,b},
Denny Widhiyanurlyawan^{1,c} and Slamet Wahyudi^{2,d}
¹Mechanical Engineering, Faculty of Science and Technology,
Sanata Dharma University, Yogyakarta
²Mechanical Engineering, Faculty of Engineering,
Brawijaya University, Malang
^asugihartobudi@yahoo.co.id, ^bsudjitospn@yahoo.com
^cdenny_malang2000@yahoo.com, ^dslamet_w72@yahoo.co.id

Keywords: multi-deflector, CFD, static torque, Coand-like flow, dragging flow, overlap flow

Abstract. This paper aims to study the windmill Savonius with multi-deflector. Multi-deflector placed around the windmill, which aims to reduced negative torque to the returning blade and directing the flow of wind to the advancing blade. CFD analysis with ANSYS software. The initial conditions with variation wind speeds 3, 4, 5 and 6 m / s. The result indicated by velocity distribution at positions 0°, 45°, 90° and 135°. The largest static torque occurs at position 450 caused by the greater the Coand-like flow, dragging flow and overlap flow. The greater the static torque that occurs with increasing wind speeds.

Introduction
Savonius a vertical axis windmill that operates due to the drag force on the blades, but it also affects the lifting force of the mechanical power transmitted to the shaft. Savonius windmill has advantages such as simple design and construction, can receive wind from any direction, can work at low wind speeds, large static and dynamic torque but it has low efficiency [1].
Savonius windmill performance can be improved by additional deflector aimed at reducing the negative torque to the returning blades and directing the flow of the advancing blade [2,3,4]. However, Savonius with deflector performance is influenced by the tip clearance between the deflector, the greater the tip clearance so the greater losses that occur [4]. Single deflector has a weakness can only accept wind from the front, when there is a change in wind direction it is necessary to change the deflector position.
Multi-deflector overcome this so that the wind direction from anywhere is not a problem. In addition to the multi-deflector can reduce the vortex that occurs behind the windmill. The influence of tip clearance on the static torque and velocity distribution will be observed in the use of multi-deflector.

Methodology
Simulation using ANSYS software with geometry surface-plane, and the dimensions; in a blade radius (r) 103 mm, blade thickness (t) 5 mm, overlap (o) 31 mm or overlap ratio (o/2r) 0.15, windmill diameter (D) 391 mm. Multi-deflector with the number 8 has a long dimension of 1.5 r and thickness 5 mm. Tip clearance windmill to multi-deflector varied by 0.1 r 0.2 r and 0.3 r. Windmills and multi-deflector coaxial placed in the middle of a wind tunnel shown in Figure 1.
The solution using the Pressure-based, steady time, space 2D, Model k - epsilon, Standard Wall Functions, Velocity Pressure Control Coupling with Semi-Implicit Method for Pressure Linked Equation (SIMPLE), discretization Momentum Second Order Upwind and Pressure Standard [5,6,7]. Given boundary condition input variable wind speed are 3, 4, 5 and 6 m / s, and the output of outflow.

All rights reserved. No part of contents of this paper may be reproduced or transmitted in any form or by any means without the written permission of Trans Tech Publications, www.ttp.net. (IP:105.205.205.105) Munich University Library, Clayton, Australia (2016-12-01 13:53:25)

Simulation Savonius Wind Turbine with Multi-Deflector

by Sugiharto Budi

Submission date: 08-Aug-2022 10:51AM (UTC+0700)

Submission ID: 1880076956

File name: Simulation_Savonius_Wind_Turbine_with_Multi-Deflector.pdf (707.54K)

Word count: 1491

Character count: 7606

Simulation Savonius Wind Turbine with Multi-Deflector

Budi Sugiharto^{1,2,a}, Sudjito Soeparman^{2,b},

Denny Widhiyanuriawan^{2,c} and Slamet Wahyudi^{2,d}

¹⁾ Mechanical Engineering, Faculty of Science and Technology,

Sanata Dharma University, Yogyakarta

²⁾ Mechanical Engineering, Faculty of Engineering,

Brawijaya University, Malang

^a sugihartobudi@yahoo.co.id, ^b sudjitospn@yahoo.com

^c denny_malang2000@yahoo.com, ^d slamet_w72@yahoo.co.id

Keywords: multi-deflector, CFD, static torque, Coand-like flow, dragging flow, overlap flow

Abstract. This paper aims to study the windmill Savonius with multi-deflector. Multi-deflector placed around the windmill, which aims to reduced negative torque to the returning blade and directing the flow of wind the advancing blade. CFD analysis with ANSYS software. The initial conditions with variation wind speeds 3, 4, 5 and 6 m / s. The result indicated by velocity distribution at positions 0°, 45°, 90° and 135°. The largest static torque occurs at position 45° caused by the greater the Coand-like flow, dragging flow and overlap flow. The greater the static torque that occurs with increasing wind speeds.

Introduction

Savonius a vertical axis windmill that operates due to the drag force on the blades, but it also affects the lifting force of the mechanical power transferred to the shaft. Savonius windmill has advantages such as simple design and construction, can receive wind from any direction, can work at low wind speeds, large static and dynamic torque but it has low efficiency [1].

Savonius windmill performance can be improved by additional deflector aimed at reducing the negative torque to the returning blades and directing the flow of the advancing blade [2,3,4]. However, Savonius with deflector performance is influenced by the tip clearance between the deflector, the greater the tip clearance so the greater losses that occur [4]. Single deflector has a weakness can only accept wind from the front, when there is a change in wind direction it is necessary to change the deflector position.

Multi-deflector overcome this so that the wind direction from anywhere is not a problem. In addition to the multi-deflector can reduce the vortex that occurs behind the windmill. The influence of tip clearance on the static torque and velocity distribution will be observed in the use of multi-deflector.

Methodology

Simulation using ANSYS software with geometry surface-plane, and the dimensions; in a blade radius (r) 103 mm, blade thickness (t) 5 mm, overlap (o) 31 mm or overlap ratio (o/2r) 0.15, windmill diameter (D) 391 mm. Multi-deflector with the number 8 has a long dimension of 1.5 r and thickness 5 mm. Tip clearance windmill to multi-deflector varied by 0.1 r 0.2 r and 0.3 r. Windmills and multi-deflector coaxial placed in the middle of a wind tunnel shown in Figure 1.

The solution using the Pressure-based, steady time, space 2D, Model k - epsilon, Standard Wall Functions, Velocity Pressure Control Coupling with Semi-Implicit Method for Pressure Linked Equation (SIMPLE), discretization Momentum second Order Upwind and Pressure Standard [5,6,7]. Given boundary condition input variable wind speed are 3, 4, 5 and 6 m / s, and the output of outflow.

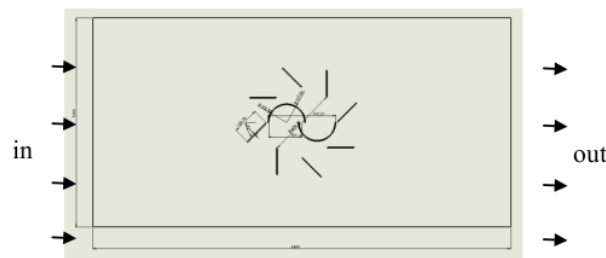


Figure 1. Physical model and boundary conditions

Result and Discussion

The result displayed in the form of the velocity distribution. Standard Savonius windmill placed on the left side then Savonius windmill with multi-deflector consecutive with tip clearance of 0.1 r, 0.2 r and 0.3 r. Velocity distribution with initial conditions the wind speed is of 5 m / s shown in Figure 2. Each velocity distribution and the speed limit are taken with the same scale. Figure 2 a - d shows the comparison of the velocity distribution at various windmill angles of $\theta = 0^\circ, 45^\circ, 90^\circ, 135^\circ$. It presents the standard Savonius windmill (a), windmill with tip clearance multi-deflector 0.1 r (b), windmill with tip clearance multi-deflector 0.2 r (c) and windmill with tip clearance multi-deflector 0.3 r (d). Flow at standard Savonius windmill has six flow patterns that occur are Coand-like flow, dragging flow, overlap flow, stagnation flow, vortex from the tip of the advancing blade and vortex from the tip returning blade [1,8,9]. Coand-like flow, dragging flow and overlap flow produce positive power but three subsequent flow is reducing. Multi-deflector shown to increase Coand-like flow, dragging flow, overlap flow. The stagnation flow in windmill with multi-deflector shift closer to the axis windmill which makes a negative torque is reduced, while the vortex which occurs behind windmill has decreased. So multi-deflector increase the power that occurred on Savonius windmill. Coand-like flow, dragging flow and overlap flow have maximum velocity at positions 45° .

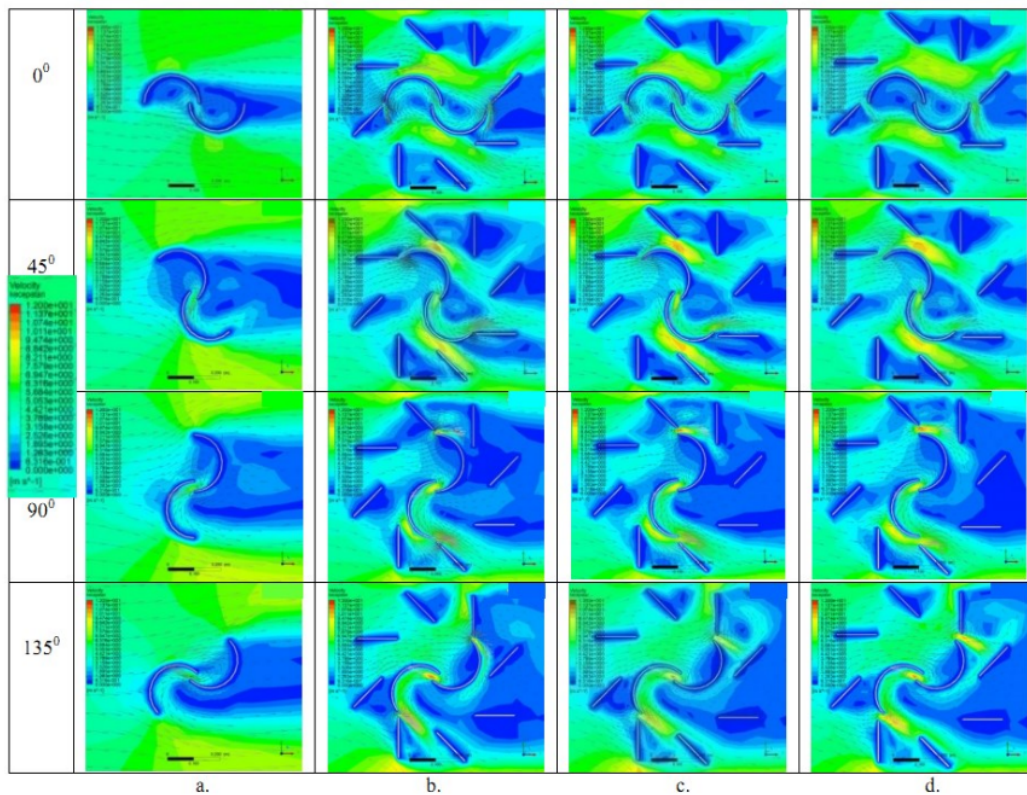
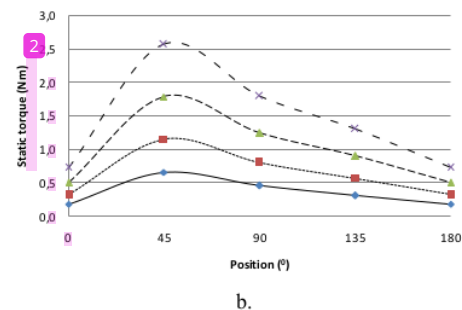
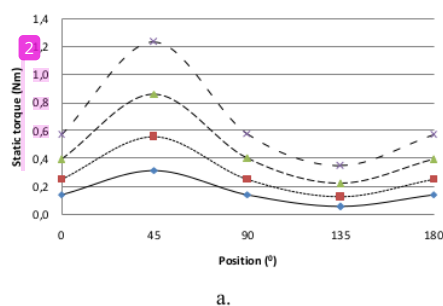


Figure 2. Comparison Velocity Distribution, a. Standard Windmill, b. with tip clearance 0.1 r, c. with tip clearance 0.2 r and d. with tip clearance 0.3 r

Figure 3 shows a graph of static torque with position windmill at wind speeds of 3, 4, 5 and 6 m / s. Of each figure shows the largest static torque that occurs at position 45°. For standard Savonius windmill has a value that is small enough static torque at position 135°. Savonius windmill multi-deflector has about 2 times the static torque of the standard windmill that is of 1.2 Nm to 2.6 Nm at a wind speed of 6 m / s. The greater the wind velocity create static torque generated greater. At position 0° windmill with multi-deflector that uses the tip clearance of 0.2 r have the best static torque value.



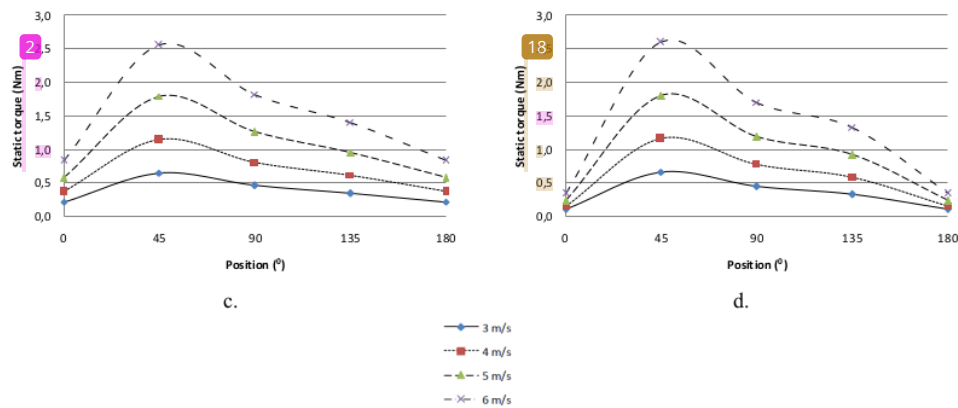


Figure 3. Graph of static torque vs position, a. Standard Windmill, b. with tip clearance 0.1 r, c. with tip clearance 0.2 r and d. with tip clearance 0.3 r

Conclusions

From the analysis it can be concluded that:

- Multi-deflector improves the Savonius windmill performance by increasing the Coand-like flow, dragging flow and overlap flow, and reduce of three other streams.
- The maximum static torque occurs at position 45°
- Savonius windmill standard has the lowest static torque at position 135°
- Multi-deflector with a tip clearance of 0.2 r has the best performance, especially at the position 0°
- Increase the static torque that occurs with increasing wind speeds.

References

- [1] Akwa, J. V.; Vielmo, H. A.; Petry, A. P. 2012. A Review on the Performance of Savonius Wind Turbines. Renewable and Sustainable Energy Reviews, Brazil, n. 16, p. 3054-3064. ISSN 1364-0321.
- [2] Altan, B. D.; Atilgan, M.; Özdamar, A. 2008. An Experimental Study on Improvement of a Savonius Rotor Performance with Curtaining. Experimental Thermal and Fluid Science, Denizli, Turkey, v. 32, p. 1673–1678, ISSN 0894-1777.
- [3] Altan, B. D.; Atilgan, M. 2008. An Experimental and Numerical Study on the Improvement of the Performance of Savonius Wind Rotor. Energy Conversion and Management, Turkey, v. 49, p. 3425–3432, ISSN 0196-8904.
- [4] Altan, B. D.; Atilgan, M. 2012. A Study on Increasing the Performance of Savonius Wind Rotors. Journal of Mechanical Science and Technology, Turkey, v. 26, n. 5, p. 1493-1499, ISSN 1122-0601-0313-y.
- [5] Gupta, R.; Das, R.; Gautam, R.; Deka, S. S. 2012. CFD Analysis of a Two-bucket Savonius Rotor for Various Overlap Conditions. IJESCT JOURNAL of Science and Technology, India, v. 8, n. 13, p. 67-74.
- [6] Hoffmann, K. A.; Chang, S. T. 2000. Computational Fluid Dynamics Volume III. 4th Edition. ed. Kansas: Engineering Education System.

-
- [7] Versteeg, H. K.; Malalasekera, W. 1995. An Introduction to Computational Fluid Dynamics The Finite Volume Method. England: Longman Scientific & Technical.
- [8] Nakajima, M.; Lio, S.; Ikeda, T. 2008. Performance of Double-step Savonius Rotor for Environmentally Friendly Hydraulic Turbine. Journal of Fluid Science and Technology, v. 3, p. 410 - 419.
- [9] Fujisawa, N.; Gotoh, F. 1992. Visualization Study of the Flow in and around a Savonius Rotor. Experiments in Fluids, Japan, v. 12, p. 407-412.

Simulation Savonius Wind Turbine with Multi-Deflector

ORIGINALITY REPORT

23%

SIMILARITY INDEX

18%

INTERNET SOURCES

9%

PUBLICATIONS

5%

STUDENT PAPERS

PRIMARY SOURCES

- | | | |
|---|-------------------------------------------------------------------------------------------------------------------------------------------------------------------------------------------------|----|
| 1 | Chang Run Xiao, Ya Yun Xu. "An Overview of Uncertainty in Measurement and Its Application in Ship Hydrodynamics", Applied Mechanics and Materials, 2013
Publication | 3% |
| 2 | etheses.whiterose.ac.uk
Internet Source | 2% |
| 3 | hdl.handle.net
Internet Source | 2% |
| 4 | www.loot.co.za
Internet Source | 2% |
| 5 | Sudirman Syam, Sudjito Soeparman, Denny Widhiyanuriawan, Slamet Wahyudi. "Comparison of Axial Magnetic Gears Based on Magnetic Composition Topology Differences", Energies, 2018
Publication | 2% |
| 6 | digilib.unhas.ac.id
Internet Source | 2% |

7	Akwa, J.V.. "A review on the performance of Savonius wind turbines", Renewable and Sustainable Energy Reviews, 201206 Publication	1 %
8	theses.lib.polyu.edu.hk Internet Source	1 %
9	airsea.ucsd.edu Internet Source	1 %
10	digitalcommons.chapman.edu Internet Source	1 %
11	text-id.123dok.com Internet Source	1 %
12	epdf.pub Internet Source	1 %
13	Yuichi Murai. "Particle tracking velocimetry applied to estimate the pressure field around a Savonius turbine", Measurement Science and Technology, 08/01/2007 Publication	1 %
14	www.irjmets.com Internet Source	1 %
15	www.tci-thaijo.org Internet Source	1 %
16	Ridwan, I Setyawan, Setiyono. "Performance of vertical axis Savonius wind turbines related	1 %

to the fin number on the blade", IOP
Conference Series: Materials Science and
Engineering, 2019

Publication

17

Seibert, Michael L., Neal E. Blackwell, and
Danesh K. Tafti. "Effect of Pin Tip Dual
Clearance on Flow and Heat Transfer at Low
Reynolds Numbers", Journal of Heat Transfer,
2014.

Publication

1 %

18

Submitted to University of Sheffield

Student Paper

1 %

19

mail.ijrer.org

Internet Source

1 %

20

www.j3.jstage.jst.go.jp

Internet Source

1 %

Exclude quotes On

Exclude matches < 5 words

Exclude bibliography On