



# Source details

## Journal of Physics: Conference Series

Scopus coverage years: from 2005 to Present

ISSN: 1742-6588 E-ISSN: 1742-6596

Subject area: Physics and Astronomy: General Physics and Astronomy

Source type: Conference Proceeding

[View all documents >](#) [Set document alert](#) [Save to source list](#) [Source Homepage](#)

CiteScore 2021  
**0.8** ⓘ

SJR 2021  
**0.210** ⓘ

SNIP 2021  
**0.395** ⓘ

[CiteScore](#) [CiteScore rank & trend](#) [Scopus content coverage](#)

Improved CiteScore methodology

CiteScore 2021 counts the citations received in 2018-2021 to articles, reviews, conference papers, book chapters and data papers published in 2018-2021, and divides this by the number of publications published in 2018-2021. [Learn more >](#)

CiteScore 2021

**0.8** =  $\frac{74,925 \text{ Citations 2018 - 2021}}{96,702 \text{ Documents 2018 - 2021}}$

Calculated on 05 May, 2022

CiteScoreTracker 2022 ⓘ

**0.9** =  $\frac{88,857 \text{ Citations to date}}{95,386 \text{ Documents to date}}$

Last updated on 05 March, 2023 • Updated monthly

### CiteScore rank 2021 ⓘ

Category	Rank	Percentile
Physics and Astronomy		
General Physics and Astronomy	#195/240	18th

[View CiteScore methodology >](#) [CiteScore FAQ >](#) [Add CiteScore to your site](#)

---

## About Scopus

[What is Scopus](#)

[Content coverage](#)

[Scopus blog](#)

[Scopus API](#)

[Privacy matters](#)

## Language

[日本語版を表示する](#)

[查看简体中文版本](#)

[查看繁體中文版本](#)

[Просмотр версии на русском языке](#)

## Customer Service

[Help](#)

[Tutorials](#)

[Contact us](#)

---

## ELSEVIER

[Terms and conditions ↗](#) [Privacy policy ↗](#)

Copyright © Elsevier B.V. ↗. All rights reserved. Scopus® is a registered trademark of Elsevier B.V.

We use cookies to help provide and enhance our service and tailor content. By continuing, you agree to the use of cookies ↗.





## Journal of Physics: Conference Series

### COUNTRY

[United Kingdom](#)Universities and  
research institutions  
in United KingdomMedia Ranking in  
United Kingdom

### SUBJECT AREA AND CATEGORY

[Physics and Astronomy](#)  
└ [Physics and  
Astronomy  
\(miscellaneous\)](#)

### PUBLISHER

[IOP Publishing Ltd.](#)

### H-INDEX

**85**

### PUBLICATION TYPE

Conferences and  
Proceedings

### ISSN

17426588, 17426596

### COVERAGE

2005-2021

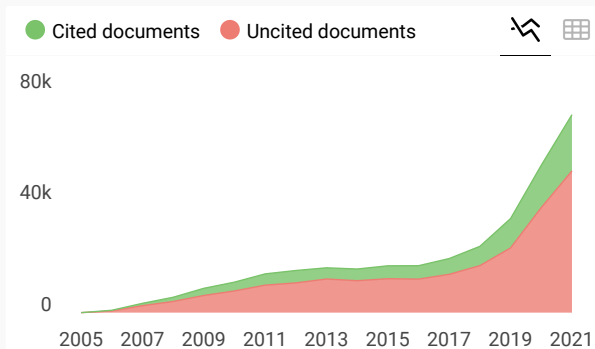
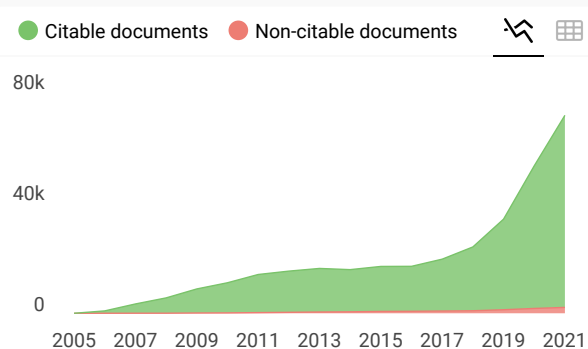
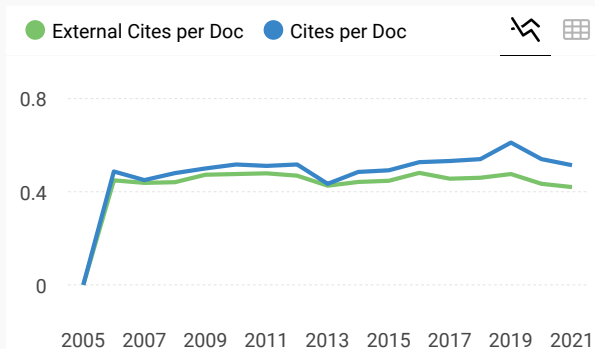
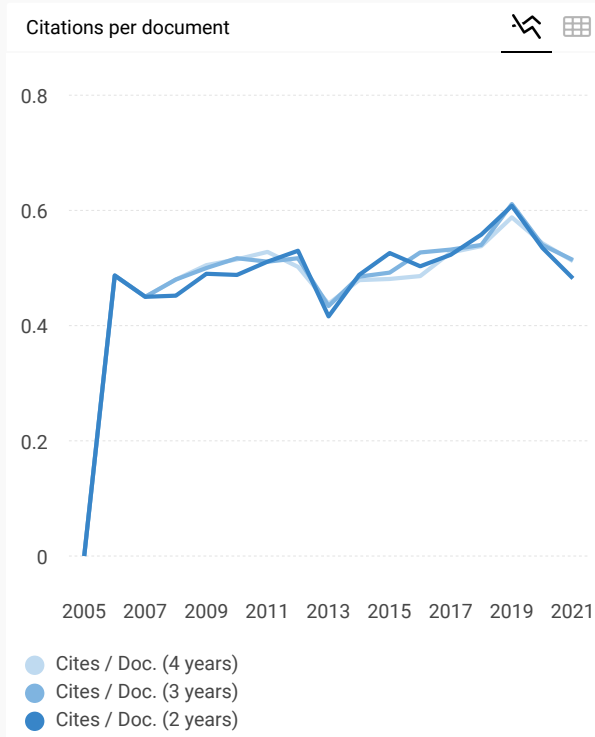
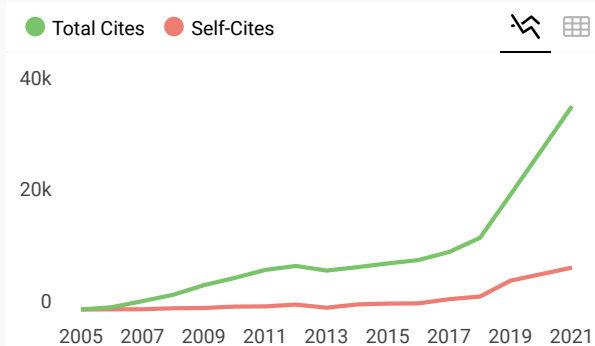
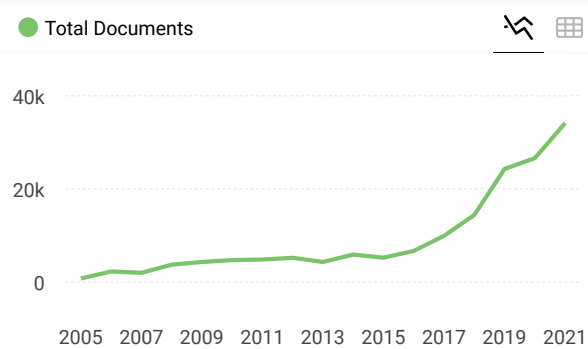
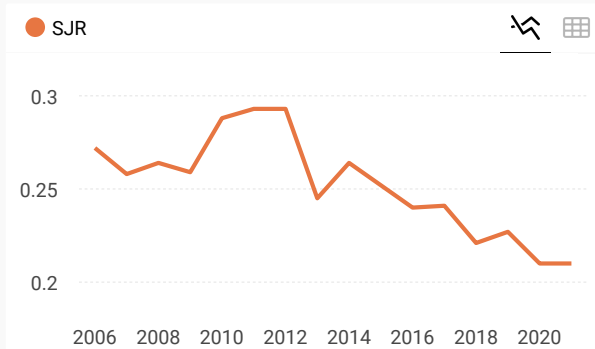
### INFORMATION

[Homepage](#)[How to publish in this  
journal](#)[jpcs@ioppublishing.org](mailto:jpcs@ioppublishing.org)

### SCOPE

The open access Journal of Physics: Conference Series (JPCS) provides a fast, versatile and cost-effective proceedings publication service.

[Join the conversation about this journal](#)[Quartiles](#)



**Journal of Physics: Conference Series**

Not yet assigned quartile

**SJR 2021**  
0.21

powered by scimagojr.com

← Show this widget in your own website

Just copy the code below and paste within your html code:

```
<a href="https://www.scimaç
```

ISSN 1742-6596

# Journal of Physics

## Conference Series

The 11th Biennial Conference on  
Classical and Quantum Relativistic  
Dynamics of Particles and Fields

# 1239

VOLUME 1239 – 2019

4–7 June 2019  
Mérida, Yucatán, Mexico

EDITOR  
Martin Land

The open access journal for conference proceedings  
[iopscience.org/jpc](http://iopscience.org/jpc)

**IOP** Publishing

PAPER • OPEN ACCESS

## Preface

To cite this article: 2019 *J. Phys.: Conf. Ser.* **1255** 011002

View the [article online](#) for updates and enhancements.

## You may also like

- [Analysis of the Accuracy Batch Training Method in Viewing Indonesian Fisheries Cultivation Company Development](#)  
Anjar Wanto, Parulian Parulian, Hasudungan Siahaan et al.
- [Application of MCDM using PROMETHEE II Technique in the Case of Social Media Selection for Online Businesses.](#)  
I Gede Iwan Sudipa, Cici Astria, Khairunnissa Fanny Irnanda et al.
- [Analysis Instruments Using Decision System Concepts](#)  
Syariful Alam, Dayan Singasatia, Hendri Sembiring et al.



The Electrochemical Society  
Advancing solid state & electrochemical science & technology

243rd Meeting with SOFC-XVIII

Boston, MA • May 28 – June 2, 2023

Early registration discounts end **April 24!**

**Accelerate scientific discovery!**

Learn More & Register



## Preface

We are pleased and honored to welcome all presenters and participants to the First International Conference on Computer Science and Applied Mathematic (ICCSAM 2018), which was organized by AMIK and STIKOM Tunas Bangsa, Pematangsiantar, Northern Sumatera, Indonesia in collaboration with the Indonesian Computer and Information Professional Association (IPKIN), Indonesian Mathematical Society (INDOMS) and Bank Muamalat. As editors, we would like to convey a greeting Welcome to Parapat City in Lake Toba, Northern Sumatera, Indonesia to presenters from various countries and especially those we respect for the presence of scientists in the field of Computer and Mathematical Sciences and industry practitioners in the ICCSAM 2018.

We see that this activity is designed to enhance the exchange of knowledge and new discoveries in computer science and mathematics and related fields in industry. We hope that scientists in the field of computer science and mathematics and those who work in the industry can share knowledge and work together as a team that has mutual relations with each other. We are very pleased to announce that the theme of this conference, "*Advancing Computability Innovation*" is very much in line with the conferences objectives as well AMIK and STIKOM missions, namely "*To become a Science and Technology based Study Program that meets industrial needs and functions as a research center in Information Data Science*". The conference was held in response to produce significant contribution in the field of computer science and mathematics as an inseparable unit of science towards the development of local and global industries. It is our happiness and honor to welcome distinguished professors present to convey their expertise at this conference.

We hope this meeting will enable the development of productive dialogue between participants from various countries. They also provide invaluable opportunities for networking among participants, institutions and industries. We also hope that diversity in these fields can reveal more opportunities for researchers and practitioners from all over the world to start a lot of research related to the industry in the future.

We would like to congratulate AMIK and STIKOM Tunas Bangsa for starting this conference with a synergistic contribution from dedicated partners namely the Faculty of Mathematics and Natural Sciences of Universitas Sumatera Utara, Faculty of Computer and Information Technology of Universitas Sumatera Utara, the Indonesian Computer and Informatics Professional Association (IPKIN), Indonesian Mathematical Society (INDOMS), Bank Muamalat, Malaysia Pahang University (UMP), University of Essex UK, Ankara, Institute of Applied Mathematics, Middle East Technical University, Turkey and to all delegates for their full support, cooperation and contribution to the ICCSAM 2018. We also want to thank the Organizing Committee for their perseverance and extraordinary efforts. Various sponsors are also rewarded for their contributions. We finally hope that all participants will get a pleasant stay here at Niagara Hotel and bring back unforgettable experiences and valuable knowledge from this conference.

### Editors

Ahmad Ridwansyah Putra  
Dedy Hartama  
Agus Perdana Windarto  
Anjar Wanto  
Sajadin Sembiring  
Tutut Herawan



# Table of contents

Volume 1255

**2019**

◀ Previous issue      Next issue ▶

**The International Conference on Computer Science and Applied Mathematic 10–12 October 2018, Niagara Hotel, Parapat, Indonesia**

Accepted papers received: 20 May 2019

Published online: 06 September 2019

Open all abstracts

## Preface

---

<b>OPEN ACCESS</b>	011001
--------------------	--------

Poster

+ Open abstract     View article     PDF

---

<b>OPEN ACCESS</b>	011002
--------------------	--------

Preface

+ Open abstract     View article     PDF

---

<b>OPEN ACCESS</b>	011003
--------------------	--------

Photos

+ Open abstract     View article     PDF

---

<b>OPEN ACCESS</b>	011004
--------------------	--------

Peer review statement

+ Open abstract     View article     PDF

---

## Papers

---

<b>OPEN ACCESS</b>	012001
--------------------	--------

Analysis of the K-Means Algorithm on Clean Water Customers Based on the Province

Agus Perdana Windarto, Muhammad Noor Hasan Siregar, Wildan Suharso, Barany Fachri, Adi Supriyatna, Irmawati Carolina, Yoyon Efendi and Dafwen Toresa

+ Open abstract     View article     PDF

---

<b>OPEN ACCESS</b>	012002
--------------------	--------

Classification Model C.45 on Determining the Quality of Customer Service in Bank BTN Pematangsiantar Branch

Meilin Widyastuti, Agnes Gracella Fepdiani Simanjuntak, Dedy Hartama, Agus Perdana Windarto and Anjar Wanto

+ Open abstract     View article     PDF

---

<b>OPEN ACCESS</b>	012003
--------------------	--------

Analysis of the Accuracy Batch Training Method in Viewing Indonesian Fisheries Cultivation Company Development

Anjar Wanto, Parulian Parulian, Hasudungan Siahaan, Agus Perdana Windarto, Teuku Afriliansyah, Widodo Saputra, Iin Parlina, Muhammad Ridwan Lubis and Irfan Sudahri Damanik



## Analysis of the Backpropagation Algorithm in Viewing Import Value Development Levels Based on Main Country of Origin

Anjar Wanto, NLWSR Ginantra, N Nurmawati, Gita Widi Bhawika, GS Achmad Daengs, P Purwantoro, A Abdussakir and T Taufiqurrahman

[+ Open abstract](#) [View article](#) [PDF](#)

---

### OPEN ACCESS

012014

#### Accuracy Level of Backpropagation Algorithm to Predict Livestock Population of Simalungun Regency in Indonesia

Indri Sriwahyuni Purba, Anjar Wanto, Reza Muhammad Riansah, Yogi Ahmad, Sandy Putra Siregar, Riki Winanjaya, Mhd. Julham and Hotmalina Silitonga

[+ Open abstract](#) [View article](#) [PDF](#)

---

### OPEN ACCESS

012015

#### ANN: Prediction of Per Capita Income Rural Community on Poverty Line Based on Province

Solikhun, Mochamad Wahyudi, M. Safii, Syahril Efendi, Suci Ramadhani, Yogi Yunefri and Ahmad Zamsuri

[+ Open abstract](#) [View article](#) [PDF](#)

---

### OPEN ACCESS

012016

#### Forecasting the Export and Import Volume of Crude Oil, Oil Products and Gas Using ANN

Anjar Wanto, B. Herawan Hayadi, Purwo Subekti, Dadang Sudrajat, Rinandita Wikansari, Gita Widi Bhawika, Eko Sumartono and Sara Surya

[+ Open abstract](#) [View article](#) [PDF](#)

---

### OPEN ACCESS

012017

#### Predictions of World Population Life Expectancy Using Cyclical Order Weight / Bias

Mhd. Khafiroh Zamzamy Sormin, Poltak Sihombing, A. Amalia, Anjar Wanto, Dedy Hartama and Defri Muhammad Chan

[+ Open abstract](#) [View article](#) [PDF](#)

---

### OPEN ACCESS

012018

#### Analysis of Backpropagation Algorithms in Predicting World Internet Users

Sunil Setti, Anjar Wanto, Muhammad Syafiq, Andriano Andriano and Bil Klinton Sihotang

[+ Open abstract](#) [View article](#) [PDF](#)

---

### OPEN ACCESS

012019

#### Randomized quasi Monte Carlo methods for pricing of barrier options under fractional Brownian motion

Chatarina Enny Murwaningtyas, Sri Haryatmi Kartiko, Gunardi and Herry Pribawanto Suryawan

[+ Open abstract](#) [View article](#) [PDF](#)

---

### OPEN ACCESS

012020

#### A Framework for Sharing Patient Data and Service Facilities Using Ipv6 Technology to Support the Advancement of Smart Health Care Technologies

A M H Pardede, H Mawengkang, M Zarlis, T Tulus, R Buaton, Y Maulita, A Fauzi, N Novriyenni, L A N Kadim and J Jamaluddin

[+ Open abstract](#) [View article](#) [PDF](#)

---

### OPEN ACCESS

012021

#### Smart Fishing Vessel Monitoring for Handling of Illegal Fishing in the EEZ Of Indonesia Using WSN TDMA

Sulindawaty, Herman Mawengkang, Muhammad Zarlis, Syahril Effendi, Niskarto Zendrato, Hasanul Fahmi and Muhammad Ikhsan

[+ Open abstract](#) [View article](#) [PDF](#)

---

PAPER • OPEN ACCESS

## Randomized quasi Monte Carlo methods for pricing of barrier options under fractional Brownian motion

To cite this article: Chatarina Enny Murwaningtyas *et al* 2019 *J. Phys.: Conf. Ser.* **1255** 012019

View the [article online](#) for updates and enhancements.

### You may also like

- [Frequency–frequency correlations of single-trajectory spectral densities of Gaussian processes](#)  
Alessio Squarcini, Enzo Marinari, Gleb Oshanin et al.
- [From sub- to superdiffusion: fractional Brownian motion of membraneless organelles in early \*C. elegans\* embryos](#)  
Rebecca Benelli and Matthias Weiss
- [Fractional Brownian motion in a finite interval: correlations effect depletion or accretion zones of particles near boundaries](#)  
T Guggenberger, G Pagnini, T Vojta et al.



The Electrochemical Society  
Advancing solid state & electrochemical science & technology

243rd Meeting with SOFC-XVIII

Boston, MA • May 28 – June 2, 2023

Early registration discounts end **April 24!**

**Accelerate scientific discovery!**

Learn More & Register



# Randomized quasi Monte Carlo methods for pricing of barrier options under fractional Brownian motion

Chatarina Enny Murwaningtyas<sup>1,2</sup>, Sri Haryatmi Kartiko<sup>1</sup>, Gunardi<sup>1</sup>, and Herry Pribawanto Suryawan<sup>3</sup>

<sup>1</sup> Department of Mathematics, Universitas Gadjah Mada, Indonesia,

<sup>2</sup> Department of Mathematics Education, Universitas Sanata Dharma, Indonesia,

<sup>3</sup> Department of Mathematics, Universitas Sanata Dharma, Indonesia.

\* enny@usd.ac.id

**Abstract.** Randomized quasi-Monte Carlo (RQMC) method is presented to compute the problem of a barrier option pricing. It is assumed that stock prices are modeled with a fractional Brownian motion (FBM). The FBM is a Gaussian process with dependent and stationary increments except  $H = 1/2$ . The FBM can model stock prices with short or long memory. We propose a trajectory generation technique based on fast Fourier transforms to simulate stock prices modeled by FBM. A stock price trajectory is utilized to predict pricing of barrier options. Barrier options are options whose payoff function depend on the stock prices during the option's lifetime. Using the results of the stock price trajectory and RQMC method can be determined the price of a barrier option under FBM. We conclude that RQMC is an efficient technique for calculating the price of barrier options rather than a standard Monte Carlo (MC).

## 1. Introduction

Monte Carlo (MC) method is one way that can overcome financial problems, especially in determining option prices. MC method is a method that uses random numbers to determine an expected value of a random variable. These random numbers are pseudo-random numbers (PRN) that have a certain probability distribution. However, this method has a slow speed of convergence and rather time-consuming, because a root of the average decay error is  $O(N^{-1/2})$ , where  $N$  is a number of samples.

Quasi-Monte Carlo (QMC) method is an efficient alternative to the standard MC method, which is able to achieve faster convergence and higher accuracy [1,2]. The QMC method is based on using a low-discrepancy sequence (LDS), is also called a quasi-random number for sampling point. LDS is designed so that the integration domain resembles a uniform distribution but the process of determining random numbers is deterministic. However, PRN is a random number that has a uniform distribution and fulfills statistical properties.

With deterministic QMC method, it is difficult to estimate integration errors in practice. Randomized quasi-Monte Carlo (RQMC) method is used to replace QMC method. RQMC method combines LDS and PRN. In this paper, Halton and Sobol sequence, which are LDS with a different deterministic model, will be applied in RQMC method for calculating a barrier option pricing.

Analytical formulas for calculating barrier options are not available in many cases such as barrier options under the FBM model and options with many assets. The MC method is one that plays an



important role in this situation. The MC algorithm is an algorithm based on simulating several stock price trajectories under a risk-neutral probability measure. A price of barrier options with the MC method has been discussed at [3–6]. Meanwhile, the price of barrier options under the FBM model using RQMC method has never been discussed. The purpose of this paper is to determine the price of a barrier option using RQMC method.

## 2. Fractional Brownian motion

An FBM  $B^H = (B_t^H)_{t \geq 0}$  is a Gaussian process with a zero mean and a covariance function is defined

$$E[B_t^H B_u^H] = \frac{1}{2}(|t|^{2H} - |t-u|^{2H} + |u|^{2H}), \quad (1)$$

where Hurst index  $H \in (0, 1)$  and  $t, u \geq 0$ , see [7]. More precisely, by using (1), we obtain that covariance between  $X_t = B_t^H - B_{t-1}^H$  and  $X_{t+u} = B_{t+u}^H - B_{t+u-1}^H$  is

$$\rho_H(u) = \frac{1}{2}((u-1)^{2H} - 2u^{2H} + (u+1)^{2H}). \quad (2)$$

A FBM coincides with a standard BM if  $H = \frac{1}{2}$ . The Hurst index  $H$  determines the sign of the covariance of the future and past increments. This covariance is negative when  $H \in (0, \frac{1}{2})$ , positive when  $H \in (\frac{1}{2}, 1)$ , and zero when  $H = \frac{1}{2}$ . As a consequence, it has short-range dependence (short memory) for  $H \in (0, \frac{1}{2})$  and it has long-range dependence (long memory) for  $H \in (\frac{1}{2}, 1)$ .

The stock price model under the FBM is given by

$$dS_t = \mu S_t dt + \sigma S_t d\hat{B}_t^H, \quad t \in [0, T], S_0 > 0, \quad (3)$$

where  $\mu$  and  $\sigma$  are constants,  $\hat{B}_t^H$  is the FBM with respect to  $\hat{P}^H$ . The fractional Black-Scholes model consists of one riskless asset (bank account) and one risk asset (stock). The stock price satisfies a stochastic differential equation (3). By using a change of variable  $\sigma \hat{B}_t^H = \sigma B_t^H - \mu + r$  and using the Girsanov theorem in [7], we have

$$dS_t = r S_t dt + \sigma S_t dB_t^H, \quad t \in [0, T], S_0 > 0. \quad (4)$$

Furthermore, we obtain a solution of (4) as

$$S_t = S_0 \exp\left(rt + \sigma B_t^H - \frac{1}{2} \sigma^2 t^{2H}\right), \quad (5)$$

by using a Itô formula in [7].

## 3. Pricing of barrier options

Path-dependent options are options whose value depends on a behavior of stock prices during its lifetime. Unlike vanilla options, the price of path-dependent options depends not only on a stock price at maturity but also on stock prices trajectory during the contract. There are many types of path-dependent options, such as Asian options, lookback options, and barrier options. Each option has unique characteristics. Path-dependent options offer premium prices that are cheaper than the standard vanilla option.

A barrier option is a option that can be activated or deactivated if the stock price reaches a certain price level ( $L$ ). Barrier options in general consist of two types, namely knock in and knock out options. A knock out option is an option whose contract is canceled if the stock price crosses the barrier value. A knock in option, on the other hand, is activated if the stock price crosses the barrier value. The relationship between a barrier value  $L$  and a current stock price  $S_0$  indicates whether the option is an up or down option. We have an up option if  $L > S_0$  and we have a down option if  $L < S_0$ . Combining the payoffs of call and put options with these features, we can define an array of barrier options.

An option is said to be an up-and-out option if the stock price crosses a barrier value and the value is greater than the current stock price. A down-and-out option is an option which the stock price crosses a barrier value and the value is below the current stock price. The payoff of an up-and-out call option with barrier value  $L$ , expiration time  $T$  and strike price  $K$ , is given by

$$f(S_T) = (S_T - K)^+ \mathbf{1}_{\sup_{t \in (0, T)} \{S_t \leq L\}} \quad (6)$$

and the payoff of a down-and-out call option is given by

$$f(S_T) = (S_T - K)^+ \mathbf{1}_{\sup_{t \in (0, T)} \{S_t \geq L\}} \quad (7)$$

The payoff function of a put option is defined similarly with  $(K - S_T)^+$  in place of  $(S_T - K)^+$ .

A closed form formula for an option barrier pricing under a fractional Brownian motion model has not been found. This is because a fractional Brownian motion no longer has markovian and martingale properties so the reflective principle used to derive formulas for barrier options is no longer valid. So it is difficult to get an analytical solution from the barrier option pricing.

#### 4. Randomized quasi Monte Carlo

Option pricing using the MC method can be determined in the following three stages

- Simulate sample trajectories from stock prices during a time interval  $[0, T]$  as many as  $m$  times,
- Calculate a discounted expected value of a payoff function of a barrier option for each trajectory that generated in the first stage,
- Average the value that calculated in the second stage.

In the vanilla option, there is actually no need to make a stock price trajectory, only the stock price at maturity is of concern. Barrier options are options that depend on the trajectory of a stock prices. The barrier option pricing is determined by whether the stock price passes a certain barrier value during the option period. Because of this path-dependent, all stock price simulations are needed during the option period. To simulate a sample trajectory, we must choose a stochastic differential equation that illustrates price dynamics. Stochastic equations for a stock price under FBM are written in (5).

QMC simulation is based on the same procedure as MC simulation but uses LDS instead of PRN. Similar to PRN, LDS is algorithmically generated by a computer, except that the LDS is determined deterministically in a smart way to be more uniformly distributed than PRN. In contrast to an MC sample, LDS do not have the independent and identically distributed (i.i.d.) property.

Therefore, we cannot directly use LDS in the QMC method. However, randomized LDS samples can be constructed by changing LDS into the following form

$$\tilde{U}_i = (U_i + W_i) \bmod 1, \quad (8)$$

where  $W_i$  is a PRN and  $U_i$  is an LDS. The vector  $\tilde{U}_i$  is uniformly distributed in the unit hypercube and sequence  $\tilde{U}$  have the independent and identically distributed property. Thus, the estimators based on  $\tilde{U}_i$  are unbiased.

The best known quasi-random number generations [8] are Halton sequences, Faure sequences, Sobol sequences, and the lattice method. This paper only discusses two quasi-random number generations, namely Sobol sequences and Halton sequences. Sobol sequences are examples of LDS. Ilya M Sobol, a Russian mathematician, first introduced Sobol sequences [9] in 1967. Sobol points can be produced using algorithms introduced by Bratley and Fox [10]. Halton Sequences are sequences that produce points in space using numerical methods such as appear to be random. The Halton sequence was first introduced in 1964 [11] and developed by Kocis and Whiten [12].

#### 5. Numerical Results

In this section, we first simulate sample trajectories from stock prices at time intervals  $[0, T]$ . The stock price is modeled using equation (5). The algorithm for building trajectories of stock prices using quasi random numbers is seen in Algorithm 1. Using the algorithm can be generated trajectories of

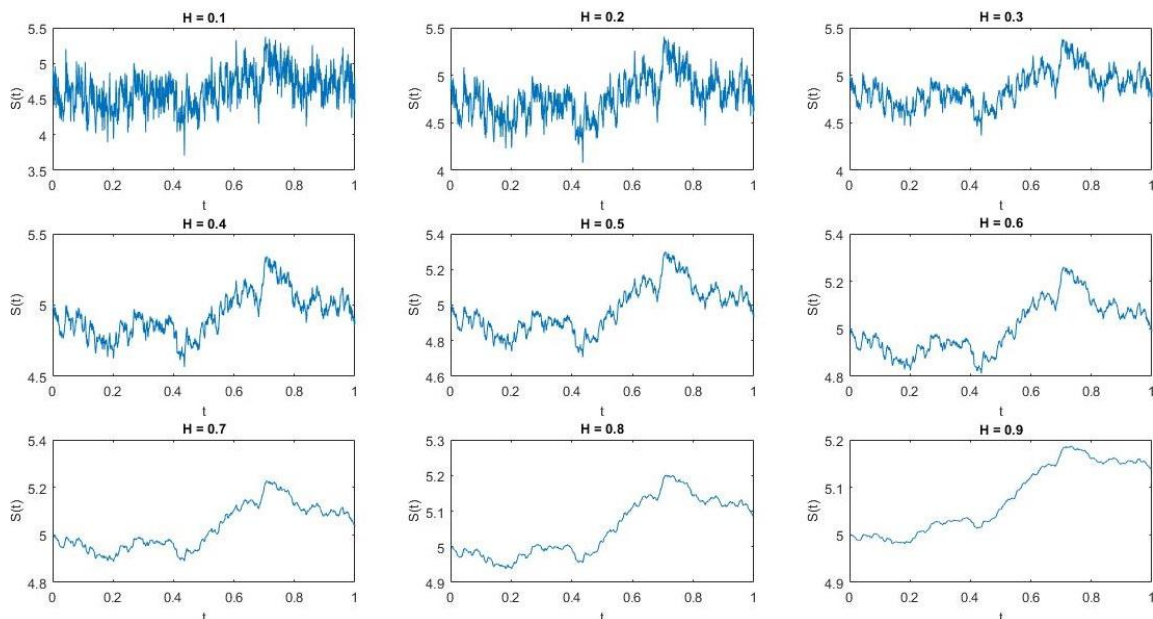
stock prices like Figure 1. Figure 1 also says that when  $H = 1/2$ , the FBM will be the same as the standard BM.

```

input : Set an expire date  $T$ , an initial stock price  $S_0$ , an interest rest  $r$ , a stock
          volatility  $\sigma$ , a Hurst index  $H$  and a large number  $n$  of equally spaced
          subintervals in  $[0, T)$ 
output:  $S_t$  with  $t = t_1, t_2, \dots, t_n \in [0, T)$ 
1  Set using pseudo random number, Halton sequences or Sobol sequences;
2  for  $j \leftarrow 1$  to  $n$  do
3      Generate two pseudo-random number  $W_{1j}$  and  $W_{2j}$ ;
4      if pseudo random number then
5           $\tilde{U}_{1j} \leftarrow W_{1j}$  and  $\tilde{U}_{2j} \leftarrow W_{2j}$ ;
6      else
7          Generate two two Halton or Sobol sequences  $U_{1j}$  and  $U_{1j}$ ;
8           $\tilde{U}_{1j} \leftarrow (U_{1j} + W_{1j}) \bmod 1$  and  $\tilde{U}_{2j} \leftarrow (U_{2j} + W_{2j}) \bmod 1$ ;
9      end
10     RandomComplex  $\leftarrow \tilde{U}_{1j} + \tilde{U}_{2j} i$ ;
11 end
12  $\rho(1) = 1$ ;
13 for  $k \leftarrow 1$  to  $n$  do
14      $\rho_{k+1} \leftarrow \frac{1}{2} \left( (k-1)^{2H} - 2k^{2H} + (k+1)^{2H} \right)$ ;
15 end
16  $\rho \text{ new} \leftarrow [\rho; \rho(\text{end} - 1 : -1 : 2)]$ 
17  $\lambda \leftarrow \frac{\text{Real}(\text{FFT}(\rho \text{ new}))}{2*n}$ 
18  $X \leftarrow \text{FFT}(\sqrt{\lambda}) * \text{RandomComplex}$ 
19  $W \leftarrow \text{CUMSUM}(\text{Real}(X(1 : n + 1)))$ 
20 for  $j \leftarrow 1$  to  $n$  do
21      $S_{t_j} \leftarrow S_0 \exp \left( r \frac{jT}{n} - \frac{1}{2} \sigma^2 \left( \frac{jT}{n} \right)^{2H} + \sigma \left( \frac{T}{n} \right)^H W_j \right)$ 
22 end

```

**Algorithm 1.** Stock price trajectories under FBM



**Figure 1.** Stock price trajectories under FBM by using Sobol sequences

If  $H < \frac{1}{2}$  the trajectory of the stock price fluctuates greatly, and if  $H > \frac{1}{2}$  the trajectory of the stock price is more likely to be smooth.

Algorithm 2 is an algorithm used to calculate the pricing of a barrier option under an FBM model using MC and RQMC. The pricing of a barrier option can be determined using the trajectory of stock prices generated in Algorithm 1. The pricing of a barrier option generated in Algorithm 2 is an up-and-out call option. Other barrier options can be calculated by changing lines 4-6 in Algorithm 2 according to the payoff function of the option. All algorithms in this paper are written and executed in the Matlab program.

```

input : Set an expire date  $T$ , a strike price  $K$ , an initial stock price  $S_0$ , a interest
         rest  $r$ , a stock volatility  $\sigma$ , a Hurst index  $H$ , a large number  $n$  of equally
         spaced subintervals in  $[0, T)$  and sample size  $m$ 
output: Price of an up-and-out call option
1 Set using pseudo random number, Halton sequences or Sobol sequences
2 for  $j \leftarrow 1$  to  $m$  do
3   Set  $S_T \leftarrow$  stock price trajectory using Algoritma 1
4    $S_{Max} \leftarrow \max \{S_t | S_t \in S_T \text{ and } t \in (0, T)\}$ 
5   if  $S_{Max} < L$  then
6      $V_j \leftarrow \exp(-rt) \max\{S_T(\text{end}) - K, 0\}$ 
7   else
8      $V_j \leftarrow 0$ 
9   end
10 end
11  $C_m \leftarrow \sum_{j=1}^m V_j / m$ 

```

**Algorithm 2.** Price of an up-and-out call option using randomized quasi Monte Carlo

We present an example to show the effectiveness of Algorithm 2. We use current stock price  $S_0 = 500$ , strike price  $K = 500$ , expiration date  $T = 1$ , stock volatility  $\sigma = 0.05$ , index Hurst  $H = 0.8$ , and interest rate  $r = 0.05$ . We implement the MC and RQMC simulation algorithms and compare the results obtained from all methods. The RQMCS method is the RQMC method while the LDS used is the Sobol sequence. Whereas, the RQMCH method is the RQMC method by using the Halton sequence.

**Table 1.** Price of an up-and-out call option with  $M = 10^2, 10^3, 10^4, 10^6$

M	N	Price of an up-and-out call option			Error of an option price		
		MC	RQMCS	RQMCH	MC	RQMCS	RQMCH
100	1000	17,24898	14,07713	13,99044	1,52361	0,94219	1,01528
1000	1000	14,49144	14,97568	15,00420	0,47331	0,32219	0,32139
10000	1000	15,09796	15,23683	15,15125	0,15128	0,10101	0,10141
100000	1000	15,27597	15,29528	15,23070	0,04809	0,03201	0,03199

Table 1 is the pricing of an up-and-out call option with the MC and RQMC methods using the Sobol and Halton sequences based on a large number of subintervals,  $N = 1000$ , and sample sizes,  $M = 100, 1000, 10000$  and  $100000$ . Using the results in Table 1, we can conclude that the RQMC method is more efficient than the MC method. Whereas in Table 2 it compares three methods with large numbers of subintervals,  $N = 100, 1000, 10000$  and  $100000$ , and sample sizes,  $M = 1000$ . In this table also concludes the same thing, the RQMC method is more efficient.

**Table 2.** Price of an up-and-out call option with  $N = 10^2, 10^3, 10^4, 10^6$ 

M	N	Price of an up-and-out call option			Error of an option price		
		MC	RQMCS	RQMCH	MC	RQMCS	RQMCH
1000	100	14,38474	14,97417	15,97086	0,47787	0,32375	0,31689
1000	1000	15,20676	14,74686	15,41580	0,48841	0,32536	0,32023
1000	10000	15,53449	14,98866	14,44457	0,48684	0,31704	0,31358
1000	100000	15,13752	15,30209	15,23531	0,47789	0,32155	0,32103

## 6. Conclusion

One of the methods to determine the pricing of a barrier option under an FBM model is to use the RQMC methods. The stock price trajectory under the FBM model has been proposed in Algorithm 1. Using Algorithm 1 can be determined the barrier option price under the FBM model with the MC and RQMC methods described in Algorithm 2. We compare the accuracy of MC and RQMC method in the pricing of barrier option under the FBM model. The RQMC method more efficient than the MC method which is shown by smaller errors.

## Acknowledgments

The authors would like to thank DRPM Kemenristekdikti, the Republic of Indonesia, due to the funding of PDD 2018 for this work.

## References

- [1] Jäckel P 2002 *Monte Carlo Methods in Finance* (Wiley)
- [2] Glasserman P 2003 *Monte Carlo methods in financial engineering* (Springer Science & Business Media)
- [3] Moon K S 2008 Efficient Monte Carlo algorithm for pricing barrier options *Commun. Korean Math. Soc.* **23** 285–94
- [4] Shevchenko P V. and Del Moral P 2014 Valuation of Barrier Options using Sequential Monte Carlo 1–30
- [5] Alzubaidi H 2016 Efficient Monte Carlo algorithm using antithetic variate and brownian bridge techniques for pricing the barrier options with rebate payments *J. Math. Stat.* **12**
- [6] Nouri K and Abbasi B 2017 Implementation of the modified Monte Carlo simulation for evaluate the barrier option prices *J. Taibah Univ. Sci.* **11** 233–40
- [7] Biagini F, Hu Y, Øksendal B and Zhang T 2008 *Stochastic Calculus for Fractional Brownian Motion and Applications* (Springer)
- [8] Kroese D P, Taimre T and Botev Z I 2011 *Handbook of Monte Carlo Methods* (Wiley Series in Probability and Statistics)
- [9] Sobol' I M 1967 On the distribution of points in a cube and the approximate evaluation of integrals *Zhurnal Vychislitel'noi Mat. i Mat. Fiz.* **7** 784–802
- [10] Bratley P and Fox B L 1988 ALGORITHM 659: implementing Sobol's quasirandom sequence generator *ACM Trans. Math. Softw.* **14** 88–100
- [11] Halton J H 1964 Algorithm 247: Radical-inverse quasi-random point sequence *Commun. ACM* **7** 701–2
- [12] Kocis L and Whiten W J 1997 Computational Investigations of Low- Discrepancy Sequences *ACM Trans. Math. Softw.* **23** 266–94



# International Conference on Computer Sciences and Applied Mathematics

## ICCSAM 2018

### CERTIFICATE

This is to certify that paper titled

Randomized quasi Monte Carlo methods for pricing of barrier options under fractional Brownian motion

authored by

**Chatarina Enny Murwaningtyas, Sri Haryatmi Kartiko, Gunardi, Herry Pribawanto Suryawan**

has been accepted and published in the proceeding of

International Conference on Computer Sciences and Applied Mathematics (ICCSAM 2018) held in Parapat North Sumatera, Indonesia, on 11<sup>th</sup> October 2018

Parapat, October 11<sup>th</sup> 2018



**Dr. Dedy Hartama, S.T., M.Kom.**  
Head of STIKOM Tunas Bangsa



**Prof. Dr. Herman Mawengkang**  
International Conference on Computer Sciences and Applied Mathematics



Supported by:



Proceeding Publisher :

**IOP** Conference Series [conferenceseries.iop.org](http://conferenceseries.iop.org)

Journal of Physics: Conference Series

Indexed By :

**Scopus**



THOMSON REUTERS



**InspeC SPIRES INIS**

NASA Astrophysics Data System

VINITI Abstract Journal

Chemical Abstracts Service