



1 of 1

[Download](#) [Print](#) [Save to PDF](#) [Save to list](#) [More...](#)

Journal of Physics: Conference Series • Open Access • Volume 890, Issue 1 • 21 September 2017 • Article number 012089 • 1st International Conference on Applied and Industrial Mathematics and Statistics 2017, ICoAIMS 2017 • Kuantan, Pahang • 8 August 2017 through 10 August 2017 • Code 130792

Document typeConference Paper • [Bronze Open Access](#) • [Green Open Access](#)**Source type**

Conference Proceedings

ISSN

17426588

DOI

10.1088/1742-6596/890/1/012089

[View more](#)

The students' ability in mathematical literacy for the quantity, and the change and relationship problems on the PISA adaptation test

[Julie, Hongki](#) ; [Sanjaya, Febi](#) ; [Anggoro, Ant. Yudhi](#)
[Save all to author list](#)^a Mathematics Education Department, Sanata Dharma University, Indonesia

7 ^{95th} percentile Citations in Scopus	3.57 FWCI	21 Views count	View all metrics
---	--------------	-------------------	----------------------------------

[View PDF](#) [Full text options](#) [Export](#)
Abstract

Indexed keywords

SciVal Topics

Metrics

Funding details

Abstract

One of purposes of this study was to describe the solution profile of the junior high school students for the PISA adaptation test. The procedures conducted by researchers to achieve this objective were (1) adapting the PISA test, (2) validating the adapting PISA test, (3) asking junior high school students to do the adapting PISA test, and (4) making the students' solution profile. The PISA problems for mathematics could be classified into four areas, namely quantity, space and shape, change and relationship, and uncertainty. The research results that would be presented in this paper were the result test for quantity, and change and relationship problems. In the adapting PISA test, there were fifteen questions that consist of two questions for the quantity group, six questions for space and shape group, three questions for the change and relationship group, and four questions for uncertainty. Subjects in this study were 18 students from 11 junior high schools in Yogyakarta, Central Java, and Banten. The type of research that used by the researchers was a qualitative research. For the first quantity problem, there were 38.89 % students who achieved level 3. For the second quantity problem, there were 88.89 % students who achieved level 2. For part a of the first change and relationship problem, there were 55.56 % students who achieved

Cited by 7 documents

Digital technology in learning mathematical literacy, can it helpful?

Novita, R. , Herman, T. (2021) *Journal of Physics: Conference Series*

Mathematical literacy ability of the elementary school teacher education program of the students' of Universitas Negeri Semarang

Nugraheni, N. , Sari, E.F. (2020) *Journal of Physics: Conference Series*

The teachers' ability in mathematical literacy for space and shape problems on Program for International Student Assessment (PISA) adaptation test

Julie, H. , Sanjaya, F. , Anggoro, A.Y. (2020) *Journal of Physics: Conference Series*

[View all 7 citing documents](#)

Inform me when this document is cited in Scopus:

[Set citation alert >](#)**Related documents**

The students' ability in the mathematical literacy for uncertainty problems on the PISA adaptation test

Julie, H. , Sanjaya, F. , Anggoro, A.Y. (2017) *AIP Conference Proceedings*

The mathematics education department students' ability in mathematical literacy for the change and relationship problems on the PISA adaptation test

Anggoro, A.Y. , Julie, H. , Sanjaya, F. (2019) *Journal of Physics: Conference Series*

The teachers' ability in mathematical literacy for space and shape problems on Program for International Student Assessment (PISA) adaptation test

Julie, H. , Sanjaya, F. , Anggoro, A.Y. (2020) *Journal of Physics: Conference Series*

[View all related documents based on references](#)

[Find more related documents in Scopus based on:](#)

[Authors](#) > [Keywords](#) >

level 5. For part b of the first change and relationship problem, there were 77.78 % students who achieved level 2. For the second change and relationship problem, there were 38.89 % students who achieved level 2.
© Published under licence by IOP Publishing Ltd.

Indexed keywords

SciVal Topics 

Metrics

Funding details

References (8)

[View in search results format >](#)


☐ All

[RIS export](#)



 Print

 E-mail

 Save to PDF

[Create bibliography](#)

- ☐ 1 Ariyadi, W.
(2012) *Pendidikan Matematika Realistik: Suatu Alternatif Pendekatan Pembelajaran Matematika*. Cited 2 times.
(Yogyakarta: Graha Ilmu)

- ☐ 2 Wijaya, A.
Students' information literacy: A perspective from mathematical literacy ([Open Access](#))

(2016) *Journal on Mathematics Education*, 7 (2), pp. 73-82. Cited 26 times.
<https://ejournal.unsri.ac.id/index.php/jme/article/view/3532/1875>
doi: 10.22342/jome.v7i2.3532

[View at Publisher](#)

- ☐ 3 Julie, H., Marpaung, Y.
PMRI dan PISA: Suatu Usaha Peningkatan Mutu Pendidikan Matematika di Indonesia
(2012) *Widya Dharma*, 23. Cited 4 times.
Oktober 2012

- ☐ 4 Miles, M.B., Huberman, A.M.
(1994) *Qualitative Data Analysis*. Cited 49906 times.
(London: Sage Publications)

- ☐ 5 Merriam, S.B.
(2009) *Qualitative Research: A Guide to Design and Implementation*. Cited 8670 times.
(San Francisco: Jossey Bass A Wiley Imprint)

- ☐ 6 (2012) *Assessment Framework. Key Competencies in Reading, Mathematics and Science*. Cited 492 times.
OECD (Paris: OECD)

- ☐ 7 (2013) *PISA 2012 Results: What Students Know and Can Do. Student Performance in Mathematics, Reading, and Science*. Cited 1792 times.
OECD (Paris: OECD)

□ 8 Stacey, K.

The PISA view of mathematical literacy in Indonesia ([Open Access](#))

(2011) *Journal on Mathematics Education*, 2 (2), pp. 95-126. Cited 110 times.

<https://ejournal.unsri.ac.id/index.php/jme/article/view/746/200>

doi: 10.22342/jme.2.2.746.95-126

[View at Publisher](#)

© Copyright 2018 Elsevier B.V., All rights reserved.

About Scopus

- What is Scopus
- Content coverage
- Scopus blog
- Scopus API
- Privacy matters

Language

- 日本語版を表示する
- 查看简体中文版本
- 查看繁體中文版本
- Просмотр версии на русском языке

Customer Service

- Help
- Tutorials
- Contact us

ELSEVIER

[Terms and conditions ↗](#) [Privacy policy ↗](#)

Copyright © Elsevier B.V ↗. All rights reserved. Scopus® is a registered trademark of Elsevier B.V.
We use cookies to help provide and enhance our service and tailor content. By continuing, you agree to the use of cookies ↗.





Journal of Physics: Conference Series

COUNTRY[United Kingdom](#)Universities and
research institutions
in United KingdomMedia Ranking in
United Kingdom**SUBJECT AREA AND
CATEGORY**[Physics and Astronomy](#)
[Physics and](#)
[Astronomy](#)
[\(miscellaneous\)](#)**PUBLISHER**[IOP Publishing Ltd.](#)**H-INDEX****85****PUBLICATION TYPE**Conferences and
Proceedings**ISSN**

17426588, 17426596

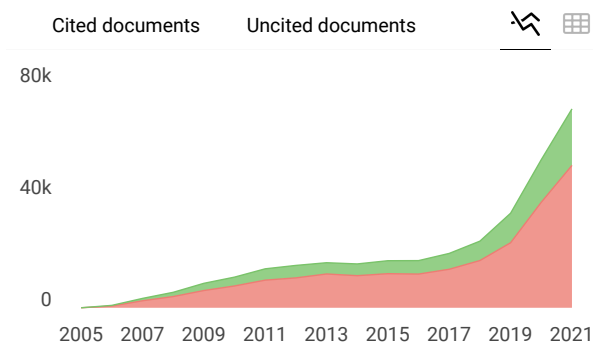
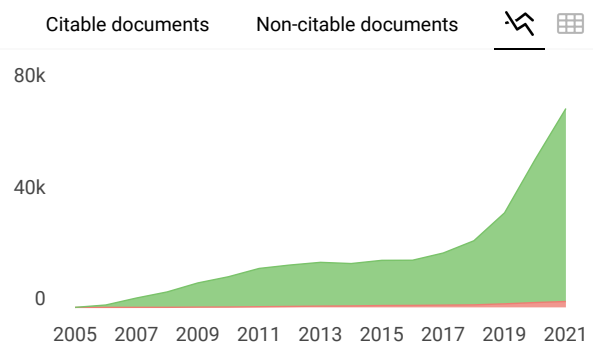
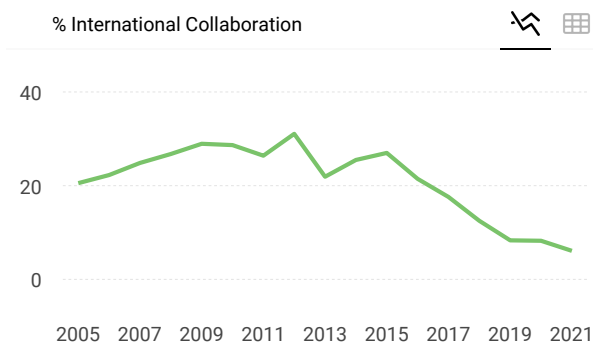
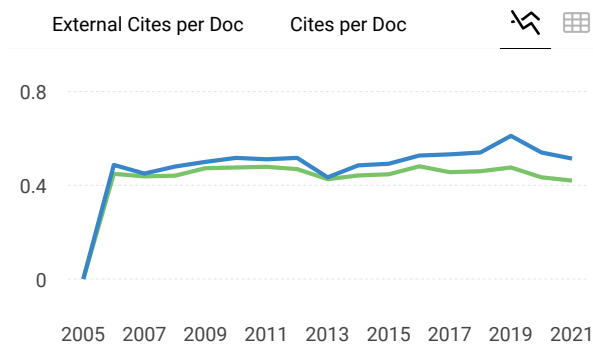
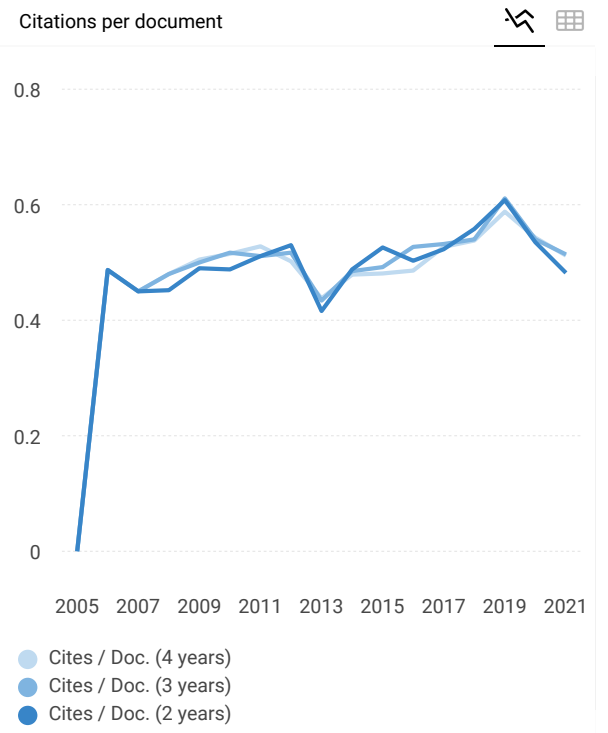
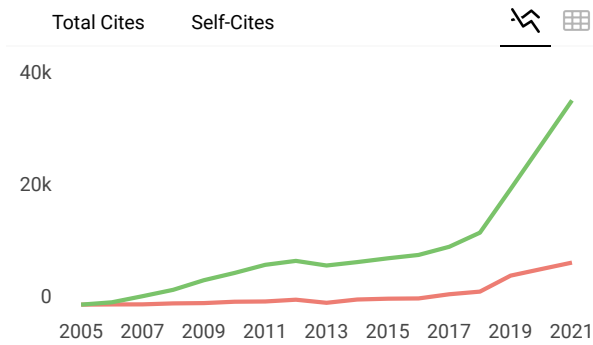
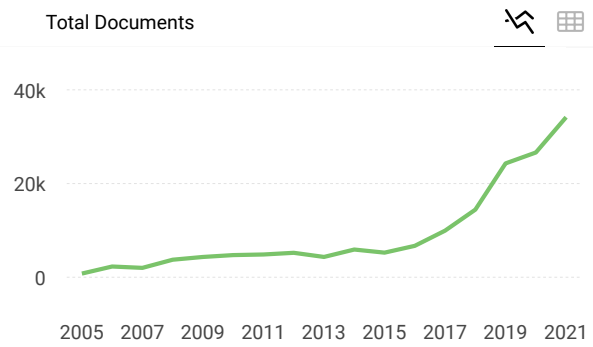
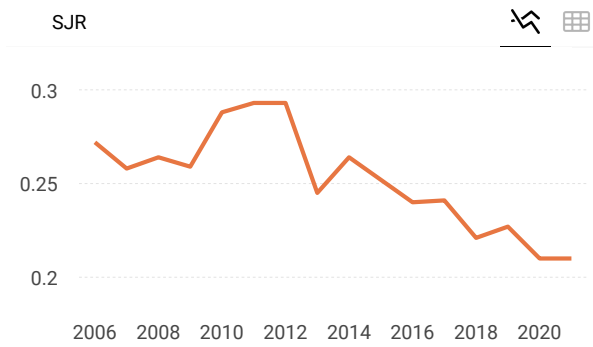
COVERAGE

2005-2021

INFORMATION[Homepage](#)[How to publish in this
journal](#)jpcs@ioppublishing.org**SCOPE**

The open access Journal of Physics: Conference Series (JPCS) provides a fast, versatile and cost-effective proceedings publication service.

[Join the conversation about this journal](#)[Quartiles](#)



Journal of Physics: Conference Series

Not yet assigned quartile

SJR 2021
0.21

powered by scimagojr.com

← Show this widget in your own website

Just copy the code below and paste within your html code:

```
<a href="https://www.scimaç"
```

ISSN 1742-6596

Journal of Physics

Conference Series

The 11th Biennial Conference on
Classical and Quantum Relativistic
Dynamics of Particles and Fields

1239

VOLUME 1239 – 2019

4–7 June 2018
Mérida, Yucatán, Mexico

EDITOR
Martin Land

The open access journal for conference proceedings
iopscience.org/jpc

IOP Publishing

Organising Committee

Chairman:

Assoc. Prof. Dr. Mohd Zuki Salleh

Co-Chairman:

Dr. Roslinazairimah Zakaria

Secretary 1:

Dr. Zulkhibri Ismail

Secretary 2:

Dr. Norhayati Rosli

Treasurer:

Dr. Nor Aida Zuraimi Md Noar

Dr. Muhammad Azrin Ahmad

Miss Norhanani Yusof

Sponsorship:

Dr. Abdul Rahman Mohd Kasim

Dr. Noraziah Adzhar

Miss Rozieana Khairuddin

Logistic:

Dr. Mohd Sham Mohamad

Dr. Chuan Zun Liang

Mr. Abd Latip Hj Dris

Mr. Mohd Farid Jaafar

Mr. Muhamad Husaini Sulaiman

Mr. Muhammad Halim Paboh

Registration & Souvenirs:

Dr. Yuhani Yusof

Dr. Noratikah Abu

Mrs. Anida Abdullah

Publicity & Website:

Dr. Nor Alisa Mohd Damanhuri

Miss Norhafizah Md Sarif

Miss Laila Amera Aziz

Mr. Adam Samsudin

Mr. Azman Md Diah

Protocol:

Dr. Wan Syahidah Wan Yusoff

Mrs. Azlyna Senawi

Mrs. Siti Fatimah Ahmad Zabidi

Mrs. Nor Izzati Jaini

Proceedings & Journals Publication:

Dr. Noryanti Muhammad

Assoc. Prof. Dr. Anvarjon Ahmedov

Ahatjonovich

Dr. Adam Shariff Adli Aminuddin

Dr. Siti Zanariah Satari

Dr. Norazaliza Mohd. Jamil

Dr. Mohd Khairul Bazli Mohd Aziz

Mrs. Najihah Mohamed

Mrs. Siti Roslindar Yaziz

Mrs. Intan Sabariah Sabri

Scientific Committee

Prof. Frank Coolen, *University of Durham, UK*
 Prof. Qi Wang, *University of South Carolina, US*
 Dr. Paula Vasquez, *University of South Carolina, US*
 Prof. Dr. Basuki Widodo, *Sepuluh Nopember Institute of Technology, Indonesia*
 Prof. Dr. Erna Apriliani, *Sepuluh Nopember Institute of Technology, Indonesia*
 Prof. Dr. Mohammad Isa Irawan, *Sepuluh Nopember Institute of Technology*
 Dr. Imam Mukhlash, *Sepuluh Nopember Institute of Technology, Indonesia*
 Dr. Suhartono, *Sepuluh Nopember Institute of Technology, Indonesia*
 Prof. Dr. Norhaniza Sarmin, *Universiti Teknologi Malaysia*
 Prof. Dr. Shaharuddin Salleh, *Universiti Teknologi Malaysia*
 Prof. Dr. Muhammad Hisyam Lee, *Universiti Teknologi Malaysia*
 Prof. Dr. Tahir Ahmad, *Universiti Teknologi Malaysia*
 Assoc. Prof. Dr. Ali Hassan Mohamed Murid, *Universiti Teknologi Malaysia*
 Assoc. Prof. Dr. Sharidan Shafiee, *Universiti Teknologi Malaysia*
 Dr. Yeak Su Hoe, *Universiti Teknologi Malaysia*
 Prof. Dr. Anuar Ishak, *Universiti Kebangsaan Malaysia*
 Prof. Dr. Maslina Darus, *Universiti Kebangsaan Malaysia*
 Prof. Dr. Roslinda Mohd Nazar, *Universiti Kebangsaan Malaysia*
 Assoc. Prof. Dr. Lok Yian Yian, *Universiti Sains Malaysia*
 Assoc. Prof. Dr. Suzilah Ismail, *Universiti Utara Malaysia*
 Assoc. Prof. Dr. Maznah Mat Kasim, *Universiti Utara Malaysia*
 Assoc. Prof. Dr. Mohd Kamal Mohamad Nawawi, *Universiti Utara Malaysia*
 Assoc. Prof. Dr. Azizan Saaban, *Universiti Utara Malaysia*
 Prof. Dr. Adem Kilicman, *Universiti Putra Malaysia*
 Prof. Dr. Zanariah Abdul Majid, *Universiti Putra Malaysia*
 Assoc. Prof. Dr. Norihan Arifin, *Universiti Putra Malaysia*
 Prof. Dr. Mohd Lazim Abdullah, *Universiti Malaysia Terengganu*
 Prof. Dr. Mustafa Mamat, *Universiti Sultan Zainal Abidin*
 Assoc. Prof. Dr. Mohd Zuki Salleh, *Universiti Malaysia Pahang*
 Assoc. Prof. Dr. Mohd Rashid Ab Hamid, *Universiti Malaysia Pahang*
 Assoc. Prof. Dr. Anvarjon Ahmedov Ahatjonovich, *Universiti Malaysia Pahang*
 Dr. Roslinazairimah Zakaria, *Universiti Malaysia Pahang*
 Dr. Norhayati Rosli, *Universiti Malaysia Pahang*
 Dr. Mohd Sham Mohamad, *Universiti Malaysia Pahang*

Keynotes Speakers

- Dr. Mohd Uzir Mahidin (*Chief Statistician, Department of Statistics Malaysia*)
- Prof. Dr. Basuki Widodo (*Institut Teknologi Sepuluh Nopember (ITS), Indonesia*)
- Mr. Nor Azmi Abdul Rahim (*Senior Consultant, Creative Vision Sdn. Bhd., Malaysia*)
- Prof. Dr. Abdul Ghapor Hussin (*Universiti Pertahanan Nasional, Malaysia*)
- Dr. Subiono (*Institut Teknologi Sepuluh Nopember (ITS), Indonesia*).

Table of contents

Volume 890

2018

◀ Previous issue Next issue ▶

1st International Conference on Applied & Industrial Mathematics and Statistics 2017 (ICoAIMS 2017) 8–10 August 2017, Kuantan, Pahang, Malaysia

Accepted papers received: 04 September 2017

Published online: 21 September 2017

[Open all abstracts](#)

Preface

OPEN ACCESS 011001

1st International Conference on Applied & Industrial Mathematics and Statistics 2017 (ICoAIMS 2017)

+ Open abstract  View article  PDF

OPEN ACCESS 011002

Peer review statement

+ Open abstract  View article  PDF

Applied Mathematics

OPEN ACCESS 012001

Aligned magnetic field of two-phase mixed convection flow in dusty Casson fluid over a stretching sheet with Newtonian heating

N S Arifin, S M Zokri, A R M Kasim, M Z Salleh, N F Mohammad and W N S W Yusoff

+ Open abstract  View article  PDF

OPEN ACCESS 012002

MHD Jeffrey nanofluid past a stretching sheet with viscous dissipation effect

S M Zokri, N S Arifin, M Z Salleh, A R M Kasim, N F Mohammad and W N S W Yusoff

+ Open abstract  View article  PDF

OPEN ACCESS 012003

Magnetohydrodynamics effect on convective boundary layer flow and heat transfer of viscoelastic micropolar fluid past a sphere

Laila Amara Aziz, Abdul Rahman Mohd Kasim, Mohd Zuki Salleh, Nur Syahidah Yusoff and Sharidan Shafie

+ Open abstract  View article  PDF

OPEN ACCESS 012004

Exact solution for heat transfer free convection flow of Maxwell nanofluids with graphene nanoparticles

Sidra Aman, Mohd Zuki Salleh, Zulkhibri Ismail and Ilyas Khan

+ Open abstract  View article  PDF

OPEN ACCESS 012005

Mathematical modelling of wave impact on floating breakwater

Fadhlyya Arawaney Abdul Ghani, Mohd Shahridwan Ramli, Nor Aida Zuraimi Md Noar, Abdul Rahman Mohd Kasim and Martin Greenhow

+ Open abstract  View article  PDF

OPEN ACCESS 012006

On accelerated flow of MHD powell–cyring fluid via homotopy analysis method

Enisul Salah, K K Viswanathan and Zainal Abdul Aziz

This site uses cookies. By continuing to use this site you agree to our use of cookies. To find out more, see our [Privacy and Cookies policy](#).



OPEN ACCESS 012007

Effect of thermal radiation on laminar boundary layer flow over a permeable flat plate with Newtonian heating

Muhammad Khairul Anuar Mohamed, Mohd Zuki Salleh, Nor Aida Zuraimi Md Noar and Anuar Ishak

[+ Open abstract](#)
[View article](#)
[PDF](#)

OPEN ACCESS 012008

Mathematical modelling of wave impacts on seaward-inclined seawall

Mohd Shahridwan Ramli, Fadhlyya Arawaney Abdul Ghani, Nor Aida Zuraimi Md Noar, Mohd Zuki Salleh and Martin Greenhow

[+ Open abstract](#)
[View article](#)
[PDF](#)

OPEN ACCESS 012009

MHD free convective flow past a vertical plate

Nor Raihan Mohamad Asimoni, Nurul Farahain Mohammad, Abdul Rahman Mohd Kasim and Sharidan Shafie

[+ Open abstract](#)
[View article](#)
[PDF](#)

OPEN ACCESS 012010

Numerical assessment for Poisson image blending problem using MSOR iteration via five-point Laplacian operator

Eng Jeng Hong, Azali Saudi and Jumat Sulaiman

[+ Open abstract](#)
[View article](#)
[PDF](#)

OPEN ACCESS 012011

Deformation of bichromatic wave groups based on third order side band solution of Benjamin-Bona-Mahony equation

Vera Halfiani and Marwan Ramli

[+ Open abstract](#)
[View article](#)
[PDF](#)

OPEN ACCESS 012012

Modification of Prim's algorithm on complete broadcasting graph

Dairina, Salmawaty Arif, Said Munzir, Vera Halfiani and Marwan Ramli

[+ Open abstract](#)
[View article](#)
[PDF](#)

OPEN ACCESS 012013

Unsteady magnetohydrodynamics flow about a stagnation point on a stretching plate embedded in porous medium

Nor Syazwani Mohd Azmi, Siti Khuzaimah Soid, Ahmad Sukri Abd Aziz and Zaileha Md Ali

[+ Open abstract](#)
[View article](#)
[PDF](#)

OPEN ACCESS 012014

Application of MKSOR iteration with trapezoidal approach for system of Fredholm integral equations of second kind

N Z F M Radzuan, M N Suardi and J Sulaiman

[+ Open abstract](#)
[View article](#)
[PDF](#)

OPEN ACCESS 012015

Cubic B-spline solution for two-point boundary value problem with AOR iterative method

M N Suardi, N Z F M Radzuan and J Sulaiman

[+ Open abstract](#)
[View article](#)
[PDF](#)

OPEN ACCESS 012016

A mathematical model for the effects of volume fraction and fiber aspect ratio of biomass mixture during enzymatic hydrolysis

Norazaliza Mohd Jamil and Qi Wang

[+ Open abstract](#)
[View article](#)
[PDF](#)

OPEN ACCESS 012017

The epidemic of Tuberculosis on vaccinated population

Intan Syahrini, Sriwahyuni, Vera Halfiani, Syarifah Meurah Yuni, Taufiq Iskandar, Rasudin and Marwan Ramli

[+ Open abstract](#)
[View article](#)
[PDF](#)

[+ Open abstract](#) [View article](#) [PDF](#)

OPEN ACCESS 012083

Performance of stochastic Runge-Kutta Methods in approximating the solution of stochastic model in biological system

Noor Amalina Nisa Ariffin, Norhayati Rosli, Mazma Syahidatul Ayuni Mazlan and Adam Samsudin

[+ Open abstract](#) [View article](#) [PDF](#)

OPEN ACCESS 012084

Stability analysis of explicit and implicit stochastic Runge-Kutta methods for stochastic differential equations

A Samsudin, N Rosli and A N Ariffin

[+ Open abstract](#) [View article](#) [PDF](#)

OPEN ACCESS 012085

Modelling the cancer growth process by Stochastic Differential Equations with the effect of Chondroitin Sulfate (CS) as anticancer therapeutics

Mazma Syahidatul Ayuni Mazlan, Norhayati Rosli, Solachuddin Jauhari Arief Ichwan and Nina Suhaity Azmi

[+ Open abstract](#) [View article](#) [PDF](#)

OPEN ACCESS 012086

Image enlargement using biharmonic Said-Ball surface

A Saaban, A Kherd, A F Jameel, H Akhadkulov and F M Alipiah

[+ Open abstract](#) [View article](#) [PDF](#)

OPEN ACCESS 012087

Normal Type-2 Fuzzy Geometric Curve Modeling: A Literature Review

R S Adesah and R Zakaria

[+ Open abstract](#) [View article](#) [PDF](#)

OPEN ACCESS 012088

Type-2 Fuzzy Curve Model

R S Adesah, R Zakaria, A F Wahab and A Talibe

[+ Open abstract](#) [View article](#) [PDF](#)

Educational Mathematics

OPEN ACCESS 012089

The students' ability in mathematical literacy for the quantity, and the change and relationship problems on the PISA adaptation test

Hongki Julie, Febi Sanjaya and Ant. Yudhi Anggoro

[+ Open abstract](#) [View article](#) [PDF](#)

OPEN ACCESS 012090

The elementary school teachers' ability in the length measurement

Hongki Julie

[+ Open abstract](#) [View article](#) [PDF](#)

OPEN ACCESS 012091

The role of information and communication technology in developing smart education

Roslina, Muhammad Zarlis, Herman Mawengkang and R W Sembiring

[+ Open abstract](#) [View article](#) [PDF](#)

OPEN ACCESS 012092

Application of Adjusted Canonical Correlation Analysis (ACCA) to study the association between mathematics in Level 1 and Level 2 and performance of engineering disciplines in Level 2

T S G Peiris and K A D S A Nanayakkara

This site uses cookies. By continuing to use this site you agree to our use of cookies. To find out more, see our Privacy and Cookies policy.



PAPER • OPEN ACCESS

The students' ability in mathematical literacy for the quantity, and the change and relationship problems on the PISA adaptation test

To cite this article: Hongki Julie *et al* 2017 *J. Phys.: Conf. Ser.* **890** 012089

View the [article online](#) for updates and enhancements.

You may also like

- [Student strategy in solving PISA problem through realistic mathematics education approach](#)
K A Fitri, R Johar, C M Zubainur et al.
- [Designing PISA-like mathematics problem in covid-19 pandemic \(PISAComat\)](#)
D S Nusantara, Zulkardi and R I I Putri
- [Searching for Authentic Context in Designing PISA-like Mathematics Problem: From Indoor to Outdoor Field Experience](#)
T Y E Siswono, A W Kohar, A H Rosyidi et al.

BREATH
BIOPSY®

Breath Biopsy® OMNI®

The most advanced, complete solution for global breath biomarker analysis

TRANSFORM YOUR
RESEARCH WORKFLOW



Expert Study Design
& Management



Robust Breath
Collection



Reliable Sample
Processing & Analysis



In-depth Data
Analysis



Specialist Data
Interpretation

The students' ability in mathematical literacy for the quantity, and the change and relationship problems on the PISA adaptation test

Hongki Julie, Febi Sanjaya, and Ant. Yudhi Anggoro

Mathematics Education Department, Sanata Dharma University

Email: hongkijulie@yahoo.co.id, febi@usd.ac.id, and yudhianggoro@usd.ac.id

Abstract. One of purposes of this study was to describe the solution profile of the junior high school students for the PISA adaptation test. The procedures conducted by researchers to achieve this objective were (1) adapting the PISA test, (2) validating the adapting PISA test, (3) asking junior high school students to do the adapting PISA test, and (4) making the students' solution profile. The PISA problems for mathematics could be classified into four areas, namely quantity, space and shape, change and relationship, and uncertainty. The research results that would be presented in this paper were the result test for quantity, and change and relationship problems. In the adapting PISA test, there were fifteen questions that consist of two questions for the quantity group, six questions for space and shape group, three questions for the change and relationship group, and four questions for uncertainty. Subjects in this study were 18 students from 11 junior high schools in Yogyakarta, Central Java, and Banten. The type of research that used by the researchers was a qualitative research. For the first quantity problem, there were 38.89 % students who achieved level 3. For the second quantity problem, there were 88.89 % students who achieved level 2. For part a of the first change and relationship problem, there were 55.56 % students who achieved level 5. For part b of the first change and relationship problem, there were 77.78 % students who achieved level 2. For the second change and relationship problem, there were 38.89 % students who achieved level 2.

1. Introduction

The Program for International Student Assessment (PISA) test was an international program sponsored by the OECD to evaluate the literacy skills in reading, mathematics, and science of students aged about 15 years. In the PISA test, the purpose of the mathematical literacy test was to measure how students apply mathematical knowledge that they had to solve a set of problems in a variety of real context. PISA defines mathematics literacy was an individual's ability to identify and understand the role of mathematics in the world, to make an accurate assessment, to use and involve mathematics in various ways to meet the needs of individuals as reflective, constructive and filial citizens [8].

From several studies reported that in a modern society at the 21st century that humans not only required a content knowledge, but they also required skills that called as 21st century skills that include critical thinking and problem solving, creativity and innovation, communication and collaboration, flexibility and adaptability, initiative and self-direction, social and cross-cultural, productivity and accountability, leadership and responsibility, and information literacy [2, 8]. Mathematical literacy became one of the components necessary to build 21st century skills.



In 2015, Indonesia followed the PISA test for the fifth time. In the 2015, the ranking and the average score of Indonesia for PISA tests were 63 and 386 for mathematics, 62 and 403 for science, and 64 and 397 for reading from 70 countries. In the 2012, the ranking and the average score of Indonesia for PISA tests were 65 and 375 for mathematics, 64 and 382 for science, and 61 and 396 for reading from 65 countries (source: www.oecd.org/pisa). The material of the PISA tests in mathematical literacy can be grouped into four classes, namely (1) the quantity, (2) space and shape, (3) change and relationship, and (4) uncertainty [1]. There were six levels in the PISA questions related to mathematical literacy of students and the deep explanation about these levels could read in [6]. One of the research questions that would be answered by researchers in this paper was how were the solution profiles of junior high school students for the adapting PISA test for quantity, and change and relationship problems.

2. The PISA Test

Jan de Lange said mathematical literacy was an individual's ability to identify and understand the role of mathematics in the world, to make an accurate assessment, use and involves mathematics in various ways to fulfill the individual needs as a reflective, constructive and filial citizen [3]. Jan De Lange said the following competencies would form the mathematical literacy skills, namely: (1) the thinking and reasoning mathematically competence, (2) the argument logically competence, (3) the communicating mathematically competence, (4) the problem modelling competence, (5) the proposing and solving problem competence, (6) the representing idea competence, and (7) the using symbol and formal language competence [3].

3. The Research Methodology

In a qualitative study, the researcher sought to describe a phenomenon that occurred in a natural situation and not make a quantification of the phenomenon [4, 5]. This research was classified in the qualitative research, because in this study the researchers sought to describe a phenomenon that occurred in a natural situation and did not make a quantification of the phenomenon. A natural phenomenon that was described in this study was how the junior high school students solved the adapting PISA test.

One of purposes of this study was to describe the solution profile of junior high school students for the adapting PISA test. The processes conducted by researchers to achieve this objective were as follows: (a) adapting the PISA test, (b) validating the adapting PISA test, (c) asking junior high school students to solve the adapting PISA test, and (d) describing the junior high school student solution profiles for the adapting PISA test. In the adapting PISA test, there were fifteen questions that consist of two questions for quantity, six questions for space and shape, two questions for change and relationship, four questions for uncertainty, and one question for the argument logically. The time given to students to take the test was 90 minutes.

There were 18 junior high school students who had 14 – 15 years old as the subject of this study. They came from 11 junior high schools in Yogyakarta, Central Java, and Banten. The steps to choose subjects were the researchers chose the schools proportional randomly and then the researchers chose the best students in those schools to become our research subjects.

4. The Results and Discussion

The research results that would be presented in this paper were the result test for quantity, and change and relationship problems. In the following section, researchers would present the solution profile of the junior high school students for the uncertainty problems.

1. **The first problem for quantity:** at 18 grams of water there were $6,02 \times 10^{23}$ molecules. If a bath contained 400 liters of water, how many molecules were there in the bath?

The solution profile of the junior high school students for this problem was as follows:

- a. The first strategy, i. e. students used the worth comparison concept between the water mass and the number of the water molecules (the student 'answer example can see in figure 1). Students

used their knowledge about the water mass which was unknown in the problem. Students found water masses for 400 liters of water. After that, the students used the worth comparison concept between the water mass and the number of the water molecules to find the number of water molecules in 400 liters of water. There were seven students used this strategy to solve this problem. The student thinking process of these seven students could be classified at level 3, because students could select and apply simple problem solving strategies and could interpret and use representations based on different information sources and reason directly from them.




Massa jenis air = 1 gram / cm³ = 1 kg / liter.
Maka massa air dengan volume 400 liter = 400 liter × $\frac{1 \text{ kg}}{1 \text{ liter}}$
= 400 kg
 $\frac{400 \text{ kg}}{18 \text{ gram}} \times 6.02 \times 10^{23} \text{ molekul} = \frac{2408}{18} \times 1000 \times 10^{23} \text{ molekul}$
= $\frac{1204}{9} \times 10^{26} \text{ molekul}$
Jadi, di dalam bak mandi tersebut ada $\frac{1204}{9} \times 10^{26} \text{ molekul}$.

Figure 1. The example of the student answer for the first quantity problem.

- b. Eight students used the comparison concept between the volume of water and the number of the water molecules, but students have not been able to relate this problem to the water density concept. Since students could not relate this problem to the water mass concept, students used the comparison concept between the volume of water and the number of the water molecules by converting 18 grams of water to 18 cm³.
 - c. Three subjects did not answer this question.
2. The second problem for quantity:

Mr. Toni wanted to make the Indonesian children's toys made from the skin of a Balinese orange for the kids around his house. The table 1 showed the materials needed and the number of material available to make the toy. How many toys could be made by Mr. Toni?

Table 1. The materials needed and the number of material available to make the toy.

The Material	The Stick 	The orange peel for the body of the car 	The orange peel for wheels of the car 
The number of materials were needed to make one car	4	2	4
The number of materials were available	33	27	36

The solution profile of the junior high school students for this problem was as follows:

- a. The first strategy, namely fifteen subjects did by dividing the number of stick, orange peel for the body of the car, and orange peel for wheels of the car available in succession with the

number of stick, orange peel for the body of the car, and orange peel for wheels of the car which were required to make one toy. The division result was rounded down. The smallest rounding result was the number of toys that could be made by Mr. Toni. The results obtained were 8.

- b. The second strategy, i. e. one student divided the number of stick available with the number of stick which was needed to make a toy. The results were rounded down. Furthermore, he counted the number of the orange peels used to make the bodies and wheels of eight toys. From the calculations obtained were 16 and 32 respectively. Since all materials were enough to make eight toys, he concluded that the toys that could be made by Mr. Toni were eight.
- c. Two subjects did not answer this question.

The students' thinking process in the first and second strategy could be classified on level 2, because students could interpret and recognize situations in contexts that require no more than direct inference, and could extract relevant information from a single source and make use of a single representational mode.

3. The first problem for change and relationship:

Based on the graph shown in figure 2, estimate:

- a. The distance from the starting point of the starting line to the starting point of the longest straight line of the race path.
- b. Determine the smallest speed during the second lap!

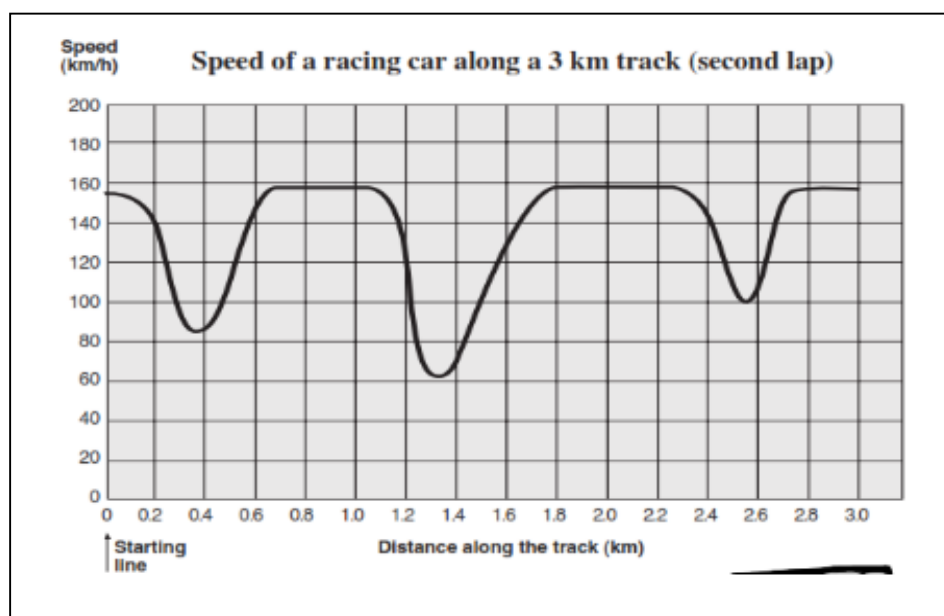


Figure 2. The graph connected between the distance in km and the speed in km/h.

The solution profile of the junior high school students for part a of this problem was as follows:

- a. The first strategy, namely seven students answered 1.8 km. Because in general for a straight line, the car speed would reach maximum after it was stable. The longest stable velocity contained in the charts starts from 1.8 km from the starting line. So, 1.8 km was the distance from the starting line up to starting point of the longest straight line. The student has not been able to implement on the available graphs in the problem the explanation that he made, namely in general for the straight line, the car's speed would reach its maximum after it was stable, so it has not been precise in determining the distance from the starting point to the starting point of the straight line.
- b. The second strategy, i. e. two students answered 1.3 km. Because in general for a straight line, the speed of the car would go up. From the chart above, the speed of the car would go up the longest

starting from 1.3 km to 1.8 km. Thus, the distance from the starting line up to the longest straight line was 1.3 km.

- c. The third strategy, i. e. one student answered 2.3 km. Because the longest straight line starts from km 1.7 to 2.3 km. Thus, the distance from the starting line up to the longest straight line was 2.3 km. Students were not careful in reading the question, which was at the "starting point of the longest straight line of the race track".
- d. Eight students did not answer the question.

The student's thinking process in the first, second, and third strategy could be classified at level 5, because students could develop and work with models for complex situations, identifying constraints and specifying assumptions, could select, compare, and evaluate appropriate problem solving strategies for dealing with complex problems related to these models, and could work strategically using broad, well-developed thinking and reasoning skills, appropriate linked representations, symbolic and formal characters, and insight pertaining to these situations.

The solution profile of the junior high school students for part b of this problem was as follows:

- a. 14 students answered the smallest speed achieved between at 1.3 km and 1.35 km, i.e. between 60 km/h and 64 km/h. The student's thinking process in the first until fourth strategy could be classified on 2 because students could already extract information and communicate it.
- b. Four students did not answer the question.

4. The second problem for change and relationship:

The figure 3 illustrates the relationship between the length and height of coral reefs:

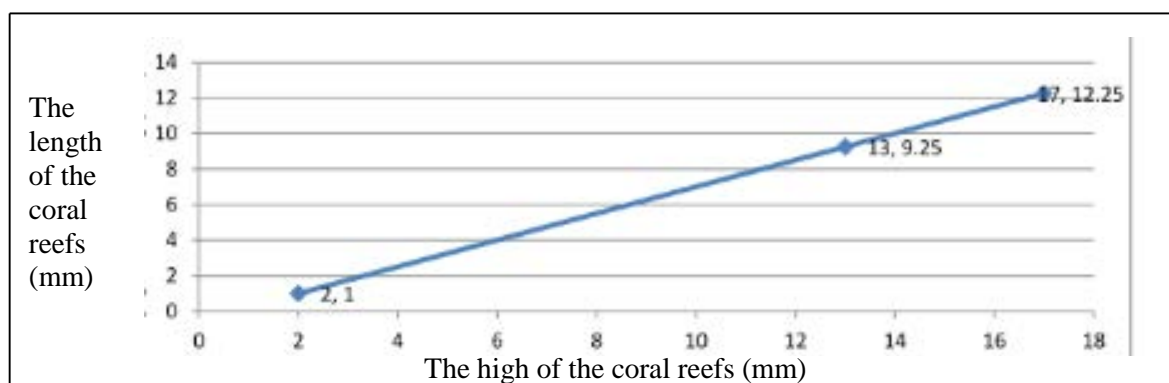


Figure 3. The graph connected between the high of the coral reefs and the long of the coral reefs.

Determine the function that stated the relationship between the height of the coral reef and the length of the coral reefs!

The solution profile of the junior high school students for this problem was as follows:

- a. The first strategy, i.e.: two students determined the function formula by using the formula $y - y_1 = m(x - x_1)$. To use the formula, students look for a line gradient that passes through two given points. After that, the students substituted the values of m , y_1 , and x_1 to the formula, so that the equation of the line through the two points known was $y = \frac{3}{4}x - \frac{1}{2}$.
- b. The second strategy, namely: a student determined the formula of the function by using the formula $y = mx + c$. Then the student substituted the three known coordinates in the problem into the function formula to obtain three linear equations with two variables. After that the student used the elimination and substitution method to find the value of m and c until finally the student could find the function formula.
- c. The third strategy, namely: three students determined the formula of the function by using the formula $\frac{x-x_1}{y-y_1} = \frac{x-x_1}{y-y_1}$. Then students took the coordinates of two points, namely (2, 1) and (13, 9.25) from three known points in the problem to be substituted to the function formula.

- d. The fourth strategy, namely: a student tried to determine the function formula from the known point coordinates on the problem so that students found the function formula of the line through the three points.
- e. The fifth strategy, namely: three students determined the formula of the function by using the formula $y = mx + c$. To find m in the function formula, students used the formula $m = \frac{y_2 - y_1}{x_2 - x_1}$. Then the students took the two-point coordinates, namely (0, 0) and (17, 12.25) from three known points in the problem to be substituted to the gradient formula so that the student obtained the m value. To find the value of c , the student assumed the line through the coordinate center point and substituted the coordinate of the center point into the function formula that has been substituted by the m value so that the student obtained the function formula. The mistake of students in solving this problem was that the student assumed the line through the coordinate center point.
- f. Eight students did not answer the question.

The students' thinking process in the first until fourth strategy could be classified at level 2, because students could interpret and recognize situations in contexts that require no more than direct inference, and could extract relevant information from a single source and make use of a single representational mode.

5. Conclusions

For the first quantity problem, there were 7 of 18 students who achieved level 3 and 3 of 18 students who did not solve the problem. For the second quantity problem, there were 16 of 18 students who achieved level 2 and 2 of 18 students who did not solve the problem. For part a of the first change and relationship problem, there were 10 of 18 students who achieved level 5 and 8 of 18 students who did not solve the problem. For part b of the first change and relationship problem, there were 14 of 18 students who achieved level 2 and 4 of 18 students who did not solve the problem. For the second change and relationship problem, there were 7 of 18 students who achieved level 2 and 8 of 18 students who did not solve the problem.

Acknowledgments

Our thanks to the Ministry of the Research, Technology and Higher Education has been funding this research so we could finish this research and present this publication through Produk Terapan grant distributed through the Sanata University Dharma.

References

- [1] Ariyadi Wijaya 2012 *Pendidikan Matematika Realistik: Suatu Alternatif Pendekatan Pembelajaran Matematika*. Yogyakarta: Graha Ilmu
- [2] Ariyadi Wijaya 2016 Students' Information Literacy: A Perspective From Mathematical Literacy *IndoMS Journal Mathematics Education* Volume 7 No. 2 July 2016 pp 73 – 82
- [3] Julie H and Marpaung Y 2012 PMRI dan PISA: Suatu Usaha Peningkatan Mutu Pendidikan Matematika di Indonesia *Widya Dharma* Volume 23 Nomer 1 Oktober 2012
- [4] Miles M B and Huberman A M 1994 *Qualitative Data Analysis*. London: Sage Publications
- [5] Merriam S B 2009 *Qualitative Research: A Guide to Design and Implementation* San Francisco: Jossey Bass A Wiley Imprint
- [6] OECD 2012 *Assessment Framework. Key Competencies in Reading, Mathematics and Science*. Paris: OECD
- [7] OECD 2013 *PISA 2012 Results: What students know and can do. Student Performance in mathematics, reading, and science*. Paris: OECD
- [8] Stacey K 2011 The PISA View of Mathematical Literacy in Indonesia *Journal Mathematics Education* Volume 2 No. 2 July 2011 pp 95 – 126



Certificate of Participation

This is to certify that

FEBI SANJAYA

has actively participated as a

PARTICIPANT

in

**1st INTERNATIONAL CONFERENCE ON
APPLIED & INDUSTRIAL MATHEMATICS
AND STATISTICS 2017 (ICoAIMS 2017)**

08-10 August 2017

Organised by

**Faculty of Industrial Sciences & Technology
Universiti Malaysia Pahang**



f. 8.11.

Associate Professor Dr. Mohd Zuki Salleh

Chairman

1st International Conference on Applied & Industrial Mathematics and Statistic 2017
ICoAIMS 2017

**Bridging
Mathematics
& Industry**

