

**ICITACEE**  
**2018**



**PROCEEDINGS**

**GREEN TECHNOLOGY AND SMART ENVIRONMENT**  
**FOR A CONNECTED WORLD**

# **Proceedings**

## **2018 5th International Conference on Information Technology, Computer and Electrical Engineering (ICITACEE 2018)**

September 26 – 28<sup>th</sup>, 2018, Semarang, Indonesia

Editor:

Mochammad Facta

Munawar Agus Riyadi

Eko Didik Widiyanto

M. Arfan

## Conference Committee

**General Chair** : Aghus Sofwan (Universitas Diponegoro)  
**Co-Chair** : Kurniawan Teguh Martono (Universitas Diponegoro)  
**Secretary** : M. Arfan

### **Organizing Committee:**

Abdul Syakur  
Munawar Agus Riyadi  
Trias Andromeda  
Iwan Setiawan  
Achmad Hidayatno  
Ajub Ajulian Zahra  
Munawar Agus Riyadi  
Yosua Alvin Sutrisno  
Eko Handoyo  
Sukiswo  
Yuli Christyono

### **Steering Committee:**

Hermawan (Diponegoro University)  
Mauridhi Hery Purnomo (Institut Teknologi Sepuluh Nopember)  
Fitri Yuli Zulkifli (Universitas Indonesia)  
Razali Ngah (Universiti Teknologi Malaysia)

## Greetings from the General Chair

In the name of Allah, Most Gracious, Most Merciful

We would like to welcome our colleagues to attend the 5<sup>th</sup> International Conference on Information Technology, Computer, and Electrical Engineering 2018 (ICITACEE 2018) in Semarang – Indonesia.

The 5<sup>th</sup> ICITACEE 2018 has a theme “Green Technology and Smart Environment for a Connected World “. This forum provides researchers, academicians, professionals, and students from various engineering fields and with multidisciplinary working or interested in the field of power systems, telecommunication, vehicular technologies, controls, information and computer technologies as well as Green Applications and Interdisciplinary Topic to share and to show their works and novelty to the world.

I would like to express my hearty gratitude to the keynote speakers and all participants for coming, sharing and presenting your experiences in this great conference. There are more than 130 papers submitted to ICITACEE 2018 from 8 countries of 6 continents, however only 74 manuscripts as high-quality selected papers are recommended to be accepted and presented in this conference, so it is in line with our aim to improve the quality of manuscripts to be exclusively included in the proceeding and suggested to well-known citation machine i.e. IEEEExplore. We are thankful to all the international reviewers and steering committee for their valuable work.

Without our outstanding committee, this prestigious conference would have been impossible, so I would like to extend my sincere gratitude to all committees and volunteers from Department of Electrical Engineering and Department of Computer Engineering, Diponegoro University for providing me with much needed support, advice, and assistance on all aspects of the conference. A special thanks for IEEE Indonesia Section for the technical co-sponsorship during the conference. We do hope that this event will strengthen the collaboration among us now and in the future.

We wish you all find opportunity to get fruitful and rewarding discussion and new intellectual inspiration toward friendships and mutual collaborative network.

We wish you a happy conference and success in Semarang.



Aghus Sofwan

General Chair

2018 5<sup>th</sup> International Conference on Information Technology,  
Computer and Electrical Engineering (ICITACEE)

# Program

Thursday, September 27

Thursday, September 27 9:30 - 11:30

INV: Invited Paper

***Green Computing: Opportunity of Using Breadth Fixed Gossip Algorithm for Optimizing Power Supply Route in Power Plant***

Mauridhi Purnomo (Institut Teknologi Sepuluh Nopember, Indonesia)  
pp. 1-6

Thursday, September 27 13:00 - 15:15

A1: Electronic Circuit & Control

***Magnetic Field Relationship between Distance and Induced Voltage Generated by EMP***

Betantya Nugroho and Azli Yahya (Universiti Teknologi Malaysia, Malaysia); Abd Rahim (Mindmatics, Malaysia); Trias Andromeda (Universitas Diponegoro, Indonesia)  
pp. 7-10

***Communication Protocol on 64-Channel ECVT Data Acquisition System***

Arbai Yusuf (Universitas Indonesia & C-Tech Labs Edwar Technology, Indonesia)  
pp. 11-14

***Cooling System Design Based on Thermoelectric Using Fan Motor on-off Control***

Munnik Haryanti (Universitas Dirgantara Marsekal Suryadarma, Indonesia)  
pp. 15-18

***Design of The 3D Surface Scanning System for Human Wrist Contour Using Laser Line Imaging***

Riky Tri Yunardi and Ario Imandiri (Universitas Airlangga, Indonesia)  
pp. 19-23

***Temperature Controlling Using PID Controller on Rice Grain Fluidized Dryer Prototype***

Aris Triwiyatno (Diponegoro University, Indonesia)  
pp. 24-27

***PID Based Air Heater Controller Implemented With Matlab/Simulink and Arduino Uno***

Bambang Supriyo, Dadi Dadi, Sulisty Warjono, Adi Wisaksono, Sri Astuti and Kusno Utomo (Politeknik Negeri Semarang, Indonesia)  
pp. 28-32

***Design A Low Cost Wind Direction Sensor With High Accuracy***

Yoga Utama (University of Widya Kartika, Indonesia)  
pp. 33-38

***Quadruped Robot with Stabilization Algorithm on Uneven Floor using 6 DOF IMU based Inverse Kinematic***

Rofiq Prayogo (Diponegoro University, Indonesia)  
pp. 39-44

***Design and Characterization of Low-Cost Soft Pneumatic Bending Actuator for Hand Rehabilitation***

Mochammad Ariyanto, Joga Setiawan, Rifky Ismail, Ismoyo Haryanto, Tania Febrina and Doni Saksono (Diponegoro University, Indonesia)  
pp. 45-50

## B1: Electric & Power System

### ***Design and Performance Test of Three Phased SRF-PLL using DSPIC30F4011***

Syarief Ali, Iwan Setiawan and Susatyo Handoko (Universitas Diponegoro, Indonesia)  
pp. 51-56

### ***The Effect of Excitation Capacitors on Induction Generators in Loss-of-Grid Events***

Mokhammad Isnaeni Bambang Setyonegoro (Universitas Gadjah Mada, Indonesia); Danang Wijaya (UGM, Indonesia); Eka Firmansyah (Universitas Gadjah Mada, Indonesia)  
pp. 57-60

### ***Transient Stability Study in Grid Integrated Wind Farm***

Samuel Adi Kusumo (Universitas Gadjah Mada, Indonesia); Lesnanto Multa Putranto (UGM, Indonesia); Tiyo Tiyo (Universitas Gadjah Mada, Indonesia)  
pp. 61-66

### ***Analysis of Energy Potential of Biomass Electricity from Leaf Waste by Using Briquette Method***

Herlina Wahab (Sriwijaya University & University of Indonesia, Indonesia); Rudy Setiabudy (Universitas Indonesia (UI), Indonesia); Akbar Cahyadi (Universitas Indonesia, Indonesia)  
pp. 67-72

### ***DVR to Voltage Sag Mitigation Due to Induction Motor Starting and 3 Phase Fault***

Muhammad Kuncoro and Iwa Garniwa (University of Indonesia, Indonesia)  
pp. 73-78

### ***A Single Phase 11-Level Inverter for Photovoltaic Application***

Wira Adhitama and Leonardus Pratomo (Soegijapranata Catholic University, Indonesia)  
pp. 79-83

### ***Design and Implementation of Inverter Single Phase Nine-Level Using PIC18F4550***

Natanael Novalutfi and Leonardus Pratomo (Soegijapranata Catholic University, Indonesia)  
pp. 84-88

### ***Energy Saving Measures and Potential of Energy Efficiency at The University of Surabaya***

Fitri Kartikasari (University of Surabaya, Indonesia); Elieser Tarigan (University of Surabaya & Electrical Engineering, Indonesia); Yunus Fransiscus and Tuani Lidyawati (University of Surabaya, Indonesia)  
pp. 89-92

### ***Design and Simulation of an Asymmetrical 11-Level Inverter for Photovoltaic Applications***

Christopher Tjokro and Leonardus Pratomo (Soegijapranata Catholic University, Indonesia)  
pp. 93-98

## C1: Information & Computer Technologies

### ***MRI Image Segmentation using Morphological Enhancement and Noise Removal based on Fuzzy C-means***

Robert Setyawan, Mustofa Alisahid Almahfud, Christy Atika Sari, De Rosal Ignatius Moses Setiadi and Eko Hari Rachmawanto (Dian Nuswantoro University, Indonesia)  
pp. 99-104

### ***Measurement on Real-Time Diagnostic of Gastric Tumor Model Using Wireless Endoscopy System***

Novietasari Chisnariandini (University of Indonesia, Indonesia); Arie Pangesti Aji (Universitas Indonesia, Indonesia); Yudianty Yudianty (University of Indonesia, Indonesia); Prita Dewi Mariyam, Jauharul Fuadi, Yulianto La Elo and Basari Basari (Universitas Indonesia, Indonesia)  
pp. 105-108

### ***Relational Database Structure and Operations Engineering Based on UML Diagram***

Lukman Hakim (Bandung Institute of Technology, Indonesia); Sukrisno Mardiyanto (Institut Teknologi Bandung, Indonesia)  
pp. 109-113

***Design of Secure IoT Platform For Smart Home System***

Arvandy Arvandy and Yoanes Bandung (Institut Teknologi Bandung, Indonesia)  
pp. 114-119

***Marker Image Variables Measurement of Augmented Reality in Mobile Application***

Ike Windasari, Yudi Windarto and Risma Septiana (Diponegoro University, Indonesia)  
pp. 120-124

***Sentiment Analysis and Topic Modelling for Identification of Government Service Satisfaction***

Moh Nasrul Aziz, Ari Firmanto, Ahmad Miftah Fajrin and R. V. Hari Ginardi (Institut Teknologi Sepuluh Nopember, Indonesia)  
pp. 125-130

***Prototype of Online Examination on MoLearn Applications Using Text Similarity to Detect Plagiarism***

Julianto Lemantara (Institut Bisnis dan Informatika Stikom Surabaya, Indonesia); Dewiyan Sunarto (Institute of Business and Informatic Stikom Surabaya, Indonesia); Bambang Hariadi, Tri Sagirani and Tan Amelia (Institut Bisnis dan Informatika Stikom Surabaya, Indonesia)  
pp. 131-136

***Performance Comparison Between AES256-Blowfish and Blowfish-AES256 Combination***

Muhammad Muin (Universitas AMIKOM Yogyakarta & STMIK Bina Patria, Indonesia); Arief Setyanto (Universitas AMIKOM Yogyakarta, Indonesia); Sudarmawan Sudarmawan (AMIKOM Yogyakarta University, Indonesia); Kartika Santoso (STMIK Bina Patria, Indonesia)  
pp. 137-141

***A Natural Childbirth Training Simulation in Virtual Environment For Prospective Midwife***

Alvin Nugraha, Aulia Faza, Wulan Indayani and Hanny Haryanto (Universitas Dian Nuswantoro, Indonesia); Abas Setiawan (Dian Nuswantoro University, Indonesia)  
pp. 142-146

## D1: Telecommunications & Radio Frequency

***Study on 2G Termination in Indonesia using BCG Matrix***

Alaind Fadrian and Ajib S. Arifin (Universitas Indonesia, Indonesia)  
pp. 147-151

***Performance of 8FSK base on PACTOR I protocol over AWGN channels***

Mohd Yazid Ab Razak (National University of Malaysia & Mindmatics Sdn Bhd, Malaysia); Abd Rahim Mat Sidek (Mindmatics Sdn Bhd, Malaysia); Nasharuddin Zainal (Universiti Kebangsaan Malaysia, Malaysia)  
pp. 152-156

***Development of Radio Direction Finder using 6 Log Periodic Dipole Array Antennas***

Kartiko Nugroho, Azli Yahya and Nor Hisham Khamis (Universiti Teknologi Malaysia, Malaysia); Nuramirah Mohd Nor (Mindmatics Sdn. Bhd., Malaysia); Abd Rahim (Mindmatics, Malaysia); Mohammad Razman Shaari (Mindmatics Sdn. Bhd., Malaysia)  
pp. 157-160

***Directional 2x2 MIMO Microstrip Antenna Design and Optimization for LTE Band-3 Application***

Tommi Hariyadi and Rizky Megantara (Universitas Pendidikan Indonesia, Indonesia)  
pp. 161-166

***High Throughput Wireless Printer Server Based on IEEE 802.11n***

Wahyul Amien Syaefi (Diponegoro University, Semarang & Kyushu Institute of Technology, Iizuka, Indonesia); Imam Santoso (Diponegoro University, Indonesia)  
pp. 167-170

***Analysis on Batik Water Waste Monitoring System based on LoRa Communication***

Michael Stephen Moses Pakpahan, Eko Didik Widiyanto and Risma Septiana (Diponegoro University, Indonesia)

pp. 171-175

***A GIS-based Waste Water Monitoring System Using LoRa Technology***

Yudi Windarto and Agung Prasetyo (Diponegoro University, Indonesia); Galang Damara (Universitas Diponegoro, Indonesia)

pp. 176-179

***Filtering for Data Acquisition on Wireless Sensor Network***

Aghus Sofwan, Sumardi Sumardi and Nely Ulwiyati (Diponegoro University, Indonesia)

pp. 180-184

Thursday, September 27 15:30 - 18:45

**A2: Electronic Circuit & Control**

***Predictive Control for Relative Performance Management***

Dharma Aryani (State Polytechnic of Ujung Pandang, Indonesia); Nur Asyik Hidayatullah (State Polytechnic of Madiun, Indonesia)

pp. 185-190

***Design and Development of Injection Current Control On Inverter-Based Proportional Resonant Method***

Abdul Haris Kuspranoto and Iwan Setiawan (Universitas Diponegoro, Indonesia); Mochammad Facta (Diponegoro University, Indonesia)

pp. 191-196

***Development of Object Tracking System Using Remotely Operated Vehicle Based on Visual sensor***

Erwin Saputra and Ronny Mardiyanto (Institut Teknologi Sepuluh Nopember, Indonesia)

pp. 197-202

***Predictive Control Approach for Restricted Areas Avoidance of Autonomous System***

Sutrisno Sutrisno, Widowati Widowati, Sunarsih Sunarsih and Kartono Kartono (Diponegoro University, Indonesia)

pp. 203-207

***Kufarm: A Modified Platform of Automation Planting System***

Damar Pramuditya (Telkom University, Indonesia); Agung Nugroho Jati and Fairuz Azmi (Telkom University, Indonesia)

pp. 208-213

***Tracking Object based on GPS and IMU Sensor***

Wahyudi Wahyudi (Department of Electrical Engineering, Diponegoro University)

pp. 214-218

***Development of Navigation Method of Buoyant Boat for Maintaining Position of The Boat and ROV***

Ronny Mardiyanto, Heri Suryoatmojo and Badrut Tamam (Institut Teknologi Sepuluh Nopember, Indonesia)

pp. 219-224

***Development of a Low-Cost Quadrapedal Starfish Soft Robot***

Mochammad Ariyanto, Munadi M and Joga Setiawan (Diponegoro University, Indonesia)

pp. 225-229

***Performance Improvement of Robot Warehouse Based on Battery Operational Conditions***

Almira Budiyo, Aris Setiawan and Setyawan Wahyu Pratomo (Universitas Islam Indonesia, Indonesia)

pp. 230-233

**B2: Electric & Power System**

***Design of Adaptive PID Controller for Fuel Utilization In Solid Oxide Fuel Cell***

Darjat Darjat, Sulisty Sulisty and Aris Triwiyatno (Diponegoro University, Indonesia)

pp. 234-239



***Study on Photovoltaic Hosting in Yogyakarta Electric Distribution Network***

Faishal Fuad Rahman Soeharto (Universitas Gadjah Mada, Indonesia); Kristianto Adi Widiatmoko and Sarjiya Sarjiya (Gadjah Mada University, Indonesia); Lesnanto Multa Putranto (UGM, Indonesia)  
pp. 240-244

***Analysis of Grounding System in 150 kV Kudus Substation***

Riza Pratama, Hermawan Hermawan and Mochammad Facta (Diponegoro University, Indonesia)  
pp. 245-250

***Maximum Power Tracking of Solar Panel using Modified Incremental Conductance Method***

Trias Andromeda (Universitas Diponegoro, Indonesia); Betantya Nugroho (Universiti Teknologi Malaysia, Malaysia); Susatyo Handoko (Universitas Diponegoro, Indonesia); Azli Yahya (Universiti Teknologi Malaysia, Malaysia); Hermawan Hermawan and Mochammad Facta (Diponegoro University, Indonesia); Iwan Setiawan (Universitas Diponegoro, Indonesia)  
pp. 251-255

***Electrical Load Forecasting Study Using Artificial Neural Network Method for Minimizing Blackout***

Husein Mubarak and Mukhamad Sapanta (Universitas Islam Indonesia, Indonesia)  
pp. 256-259

***Comparison Study on Leakage Current of 20 kV Silicon Rubber and Epoxy Resin Insulator Under Dry and Wet Condition***

Taryo Taryo (Diponegoro University, Indonesia); Abdul Syakur (Universitas Diponegoro, Indonesia); Hermawan Hermawan (Diponegoro University, Indonesia)  
pp. 260-263

***Leakage Current Characteristics of 20 kV Epoxy Resin Insulators Under Variation Humidity***

Pertiwi Utami and Hermawan Hermawan (Diponegoro University, Indonesia); Abdul Syakur (Universitas Diponegoro, Indonesia)  
pp. 264-267

***Measurement System for Surface Leakage Current at Epoxy Resin Insulating Materials***

Abdul Syakur (Diponegoro University, Indonesia); Wahyudi Wahyudi (Departemen Teknik Elektro UNDIP, Indonesia); Jumrianto Jumrianto, Jr (Diponegoro University & NET TV, Indonesia)  
pp. 268-271

***An Investigation of Direct Grounding Effect on Modeling of Lightning and Tower in Transmission Line***

Mochammad Facta, Abdul Syakur and Hermawan Hermawan (Diponegoro University, Indonesia)  
pp. 272-275

## C2: Information & Computer Technologies

***Halstead Metric for Quality Measurement of Various Version of Statcato***

Iwan Binanto (Sanata Dharma University, Indonesia); Bahtiar Saleh Abbas and Nesti Sianipar (Bina Nusantara University, Indonesia); Harco Leslie Hendric Spits Warnars (Bina Nusantara University & Doctor of Computer Science, Indonesia)  
pp. 276-280

***Environmental Health Monitoring with Smartphone Application***

Kodrat Iman Satoto, Eko Didik Widiyanto and Sumardi Sumardi (Diponegoro University, Indonesia)  
pp. 281-286

***Two-Step Ranking Document Using the Ontology-Based Causality Detection***

A. A. I. N. Eka Karyawati and L. A. A. Rahning Putri (Udayana University, Indonesia)  
pp. 287-292

***Knowledge Management Model in Syariah Banking***

Nurdin Nurdin (Institut Agama Islam Negeri Palu); Sagaf S Pettalongi and Khaeruddin Yusuf (Institut Agama Islam Negeri Palu, Indonesia)  
pp. 293-298

***The Spreading of Misinformation online: 3D Simulation***

Pardis Pourghomi and Milan Dordevic (American University of the Middle East, Kuwait); Fadi Safieddine (Queen Mary University of London, United Kingdom (Great Britain))  
pp. 299-304

***IT Management Flexibility Concept for Higher Education***

Wasilah Wasilah (Gajah Mada University (UGM) & Informatics and Bisnis Institute (IBI DARMAJAYA) Bandar Lampung, Indonesia); Lukito Edi Nugroho and Paulus Insap Santosa (Universitas Gadjah Mada, Indonesia)  
pp. 305-309

***Review on Cost-Value Approach for Requirements Prioritization Techniques***

Tan Amelia (Institut Bisnis dan Informatika Stikom Surabaya, Indonesia); Rozlina Mohamed (Universiti Malaysia Pahang, Malaysia)  
pp. 310-314

***Critical Success Factor of Information Technology Implementation in Supply Chain Management***

Erick Fernando and Surjandy Surjandy (Bina Nusantara University, Indonesia); Harco Leslie Hendric Spits Warnars (Bina Nusantara University & Doctor of Computer Science, Indonesia); Meyliana Meyliana (Bina Nusantara University, Indonesia); Raymond Kosala (Faculty of Computing & Media, Indonesia); Edi Abdurachman (Bina Nusantara University, Indonesia)  
pp. 315-319

***The Evaluation of Child's Health Monitoring System Using the Usability Testing Approach***

Kurniawan Martono (Diponegoro University, Indonesia)  
pp. 320-324

## D2: Information & Computer Technologies

***Ticketing Chatbot Service using Serverless NLP Technology***

Eko Handoyo and M Arfan (Diponegoro University, Indonesia); Yosua Alvin Adi Soetrisno (Diponegoro University & Faculty of Engineering, Indonesia); Maman Somantri, Aghus Sofwan and Enda Wista Sinuraya (Diponegoro University, Indonesia)  
pp. 325-330

***Design of Water Quality Control for Shrimp Pond Using Sensor-Cloud Integration***

Maman Somantri, Aghus Sofwan, M Arfan, Vivi Endar Herawati and Hafidhin Abdurrasyiid (Diponegoro University, Indonesia)  
pp. 331-335

***A Comparative Study of Image Cryptographic Method***

De Rosal Ignatius Moses Setiadi, Eko Hari Rachmawanto and Christy Atika Sari (Dian Nuswantoro University, Indonesia); Ajib Susanto (Universitas Dian Nuswantoro, Indonesia); Mohamed Doheir (Universiti Teknikal Malaysia Melaka, Malaysia)  
pp. 336-341

***Handwriting Ownership Recognition using Contrast Enhancement and LBP Feature Extraction based on KNN***

Nurul Diyah Ayu Partiningsih, Rizki Ramadhan Fratama, Christy Atika Sari, De Rosal Ignatius Moses Setiadi and Eko Hari Rachmawanto (Dian Nuswantoro University, Indonesia)  
pp. 342-346

***Comparison of HSV and LAB Color Spaces for Hydroponic Monitoring System***

Thomas Agung S and Setyo Aji Riwinanto (Politeknik Negeri Semarang, Indonesia); Suhendro S (Politeknik Negeri Semarang, Indonesia); Helmy Helmy and Arif Nursyahid (Politeknik Negeri Semarang, Indonesia); Ari Sriyanto Nugroho (Politeknik Negeri Semarang, Indonesia)  
pp. 347-352

***Automatic Docking Based on Visual Feedback on Remotely Operated Vehicle***

Muhammad Qomaruzzaman and Ronny Mardiyanto (Institut Teknologi Sepuluh Nopember, Indonesia)  
pp. 353-358

***Performance Improvement of Human Activity Recognition based on Ensemble Empirical Mode Decomposition***

Enda Wista Sinuraya (Diponegoro University, Indonesia); Yosua Alvin Adi Soetrisno (Diponegoro University & Faculty of Engineering, Indonesia); Denis Denis (Diponegoro University, Indonesia); Aminuddin Rizal (National Taiwan University of Science and Technology, Taiwan)

pp. 359-364

***Naive Bayes Classifier For Prediction Of Volcanic Status In Indonesia***

Firman Tempola (Universitas Khairun Ternate, Indonesia)

pp. 365-369

***Case Based Reasoning For Determining The Feasibility Of Scholarship Grantees Using Case Adapation***

Firman Tempola (Universitas Khairun Ternate, Indonesia)

pp. 370-374

***A Development of Executive Information Based on Satisfaction Level of Students***

Mochammad Facta, Eflita Yohana, Karina Adhiriva and Awalina Sayekti (Diponegoro University, Indonesia)

pp. 375-378

***Compressive Sensing Approach with Double Layer Soft Threshold for ECVT Static Imaging***

Nur Afny Catur Andryani (Tanri Abeng University & University of Indonesia, Indonesia); Dodi Sudiana and Dadang Gunawan (Universitas Indonesia, Indonesia)

pp. 379-384

***Context-based Hydrology Time Series Data for A Flood Prediction Model Using LSTM***

Indrastanti Ratna Widiyarsi (Satya Wacana Christian University & Universitas Gadjah Mada, Indonesia)

pp. 385-390

# Halstead Metric for Quality Measurement of Various Version of Statcato

<sup>1,2</sup>Iwan Binanto  
<sup>1</sup>Informatics Department,  
Faculty of Science and Engineering  
Sanata Dharma University  
Yogyakarta, Indonesia 55002

<sup>2</sup>Computer Science Department, BINUS  
Graduate Program – Doctor of Computer  
Science  
Bina Nusantara University  
Jakarta, Indonesia 11480  
iwan@usd.ac.id

<sup>1</sup>Harco Leslie Hendric Spits Warnars,  
<sup>2</sup>Bahtiar Saleh Abbas,  
Computer Science Department, BINUS  
Graduate Program – Doctor of Computer  
Science  
Bina Nusantara University  
Jakarta, Indonesia 11480  
spits.hendric@binus.ac.id<sup>1</sup>,  
bahtiars@binus.edu<sup>2</sup>

<sup>1,2</sup>Nesti Fronika Sianipar  
<sup>1</sup>Food Technology Department,  
Faculty of Engineering,  
Bina Nusantara University,  
Jakarta, Indonesia 11480

<sup>2</sup>Research Interest Group  
Biotechnology,  
Bina Nusantara University,  
Jakarta, Indonesia 11480  
nsianipar@binus.edu

**Abstract**—Halstead metric is one of software quality measurement technique. Some studies call it as Primitive and/or Classic Software Metric, although some researchers find vagueness of it. This paper utilizing Halstead metric to measuring the quality of various versions of Statcato software. Measurements are performed in each class of each version of Statcato software. Python programming used to facilitate this. This paper find that in terms of Halstead metric, this software seems stable during its lifecycle. So, the quality of the newer versions of Statcato are better in terms of stability of Halstead metrics than the earlier version, although its feature is increasing.

**Keywords**—python programming; halstead metric; statcato; quality measurement

## I. INTRODUCTION

There are many published papers on the topic of software metrics with various metrics [1]. The widely used measurement is Halstead Metric [2], Dand and Vasishtha classified it as Primitive Software Metric [1] and Moreno-Leon et al. called it traditional software engineering metric [3]. Many papers published using this metric [3]–[10]. Nevertheless, some researchers find vagueness measuring with Halstead Metrics and consider that Maurice Halstead did not understand the theory of measurement [2], [5].

Halstead Metrics can be calculated manually or using the software. There is free software written in Java by Ramasubramanian namely *HalsteadMetrics.jar* and *HalsteadMetricsCMD.jar* that efficiently help to calculate Halstead Metrics [11]. Our study uses one of this software which is *HalsteadMetricsCMD.jar* because of it faster than the other. In our opinion, this software is beneficial in research of measurement software, especially in Halstead Metrics. That software will generate .html or .pdf files as output files.

We need a .html instead of .pdf files for further processing in our research. The problem arises since the .html files generated by *HalsteadMetrics.jar* or *HalsteadMetricsCMD.jar* is more than 1000 files. It will take a long time to retrieve some of the data in the .html files manually, such as blocking and copying a part of data and pasting it into, example, Microsoft

Excel, for further processing. Consequently, we need a tool to do it automatically.

At this time, many famous and important applications are open source software. This kind of software used by many universities and business companies for their solutions. Open source software is developed with different management styles from which industry, quality, and reliability of the code should be investigated [12].

One scientific application that is open source software is Statcato. It is a Java-based application which is naturally an Object-Oriented Software. Once any machine whether runs Windows, Mac, Linux, or UNIX has Java Runtime Environment (JRE), Statcato can be run [13].

The aim of this study measures the quality of various version of Statcato during its lifecycle using Halstead Metric. Metrics value are calculated on multiple versions that are used as a basis for evaluating the quality of Statcato software. To do this, we also developing tools to fit our needs that will retrieve a part of data from the output of *HalsteadMetricsCMD.jar* which are .html files and store it as .csv files. Statcato had been studied by Binanto et al. using CK Metric, with the result that its quality has improved over its life cycle, despite the features increase [14].

## II. RELATED WORKS

Halstead measurement remains a mystery issue. The nature of these steps is not well understood, and there is still a scale confusion (type). Halstead measurements are used by many software, but the usefulness and meaning of the number of steps are not evident [2]. Qutaish and Abran also agree with this, that Halstead measurements do not meet the criteria of crucial design for analysis in engineering and the physical sciences [5]. Nevertheless, Moreno-Leon et al. argue that Halstead measurement is globally recognized as a valid measurement for the complexity of a software system. They successfully used it to measure complexity Dr. Scratch software and make a comparison between itself, McCabe's Cyclomatic Complexity, and the computational thinking score provided by Dr. Scratch software [3].

Meulen and Revilla revisited Halstead measurement to find a correlation between internal software metric and software dependability, and one of their conclusion is a robust correlation found between Line of Code and Halstead Volume [4]. Cornwell said there are three most important metrics measured are Program Length, Volume, and Effort. Two of them correlated with maintainability, which is Volume and Effort [7]. Sehgal and Mehrotra predict a program's failure before the testing phase using one of Halstead's metrics, which is Program Volume. It is used to calculate the number of faults in the program [8].

Parade et al. have developed a software for calculating Halstead metrics using python for automation to determine complexity software quality. They argue that the data flow of the programs will be derived in Halstead metrics and returns parameters like effort and difficulty level which are very helpful [6].

Spinellis created a tool based on Java to fit his needs and discovered something important that writing stand-alone tools becoming a forgotten art [13]. Python is a high-level programming language that allows programmers to work faster toward problem-solving effectively. It was designed as a general-purpose programming language and become the valid choice of scientists for helping their research by developing scientific programs. The use of Python is multiplying because of the dedicated work of many contributors over the years. Python has many libraries to express many complex algorithmic questions with clarity and efficiency [15]. Many published papers related to python and software metric. Misra and Cafer work on evaluating Python, Java, and C++ which are an object oriented programming language and conclude that Python is better than two others on their case study [16]. Thirumalai, et al. used a program written in Python as a subject for their research to evaluate Halstead Metric [10]. Shudrak and Zolotarev by using Python, found that Halstead's B metrics are the best and most appropriate metric for finding bugs [17].

### III. HALSTEAD METRIC: AN OVERVIEW

The software is a set of commands/computer programs that are a group of tokens. Tokens can be classified as operators or operands. Therefore, "a program can be considered a sequence of related operators and operands." Calculation of Halstead metric is based on the total number of tokens in a given source code program. First, the source code program divided into tokens and then all counted and classified as operators or operands [6]. The program is not a program without operators and operands.

The goal of the Halstead measurement is to measure certain qualities, for example, vocabulary, volume, level, problem, program deployment and required programming time [9]. Halstead argues that algorithms have measurable characteristics analogous to physical law. In the given program, it counts the number of unique or different operators (n1), single or different operands (n2), total use of all operators (N1) and overall use of all operands (N2) [1]. So, the Halstead measurement based on:

n1 = number of unique or distinct operators.  
n2 = number of unique or distinct operands.

N1 = total number of occurrences of operators.  
N2 = total number of occurrences of operands.

Based on these data, Halstead measurements define some metrics, which are [11]:

#### A. Program Length

This is the total number of occurrences of operators and operands (repetition also considered) which is called the length of the program. The formula is:

$$program\ length = N1 + N2 \quad (1)$$

#### B. Program Vocabulary

This is the sum of the number of unique or distinct operators and the number of unique or distinct operands in the program. The formula is:

$$programVocabulary = n1 + n2 \quad (2)$$

#### C. Estimated Length

This is called a calculated program length which estimated the program overall. The formula is:

$$estimated\ length = (n1 * \log_2(n1)) + (n2 * \log_2(n2)) \quad (3)$$

#### D. Purity Ratio

This is a ratio of estimated program length with a calculation of program length. The formula is:

$$purityRatio = \frac{estimatedLength}{programLength} \quad (4)$$

#### E. Program Volume

This is the number of bits required to represent the program [3] or alternative measure for program size [18]. The formula is:

$$volume = programLength * \log_2(programVocabulary) \quad (5)$$

#### F. The difficulty of The Program

This is used to compare various applications of the same algorithm. The longer the implementation, the greater the difficulty. The formula is:

$$difficulty = \left(\frac{n1}{2}\right) * \left(\frac{N2}{n2}\right) \quad (6)$$

#### G. Program Effort

This is the effort required to understand or create a program. The formula is:

$$programEffort = difficulty * volume \quad (7)$$

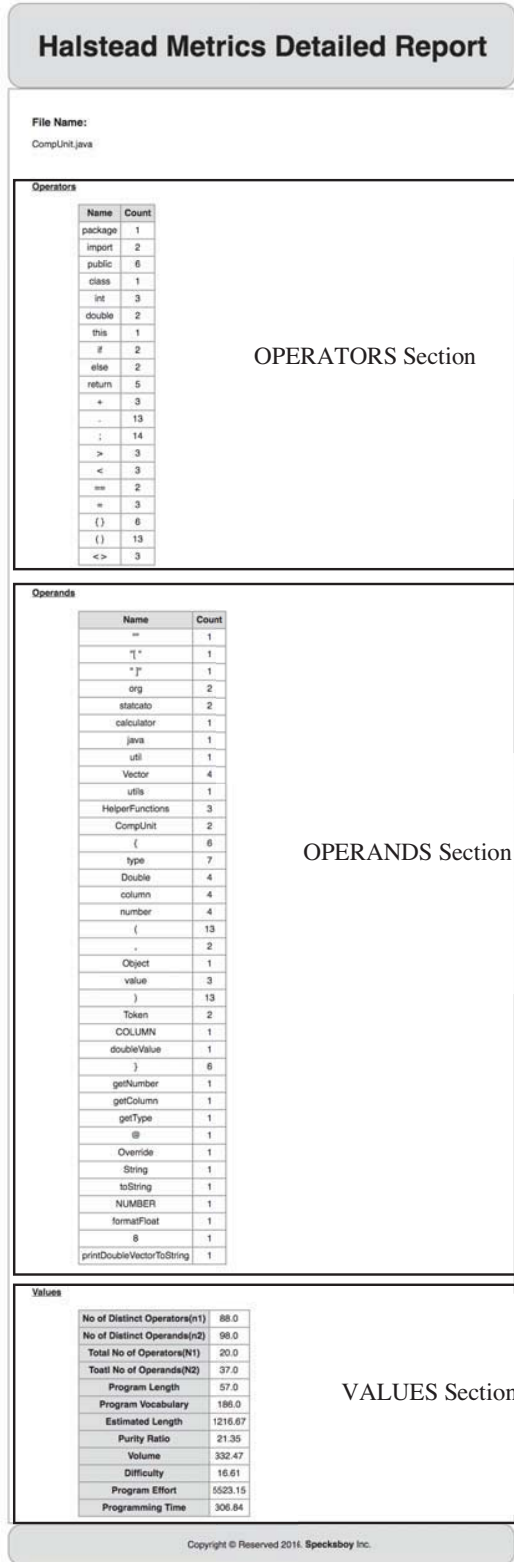


Fig. 1. The .html page structure as output from HalsteadMetricsCMD.jar

#### H. Programming Time

This is the time required to build a program. It can be calculated as:

$$programmingTime = \frac{programEffort}{18} \quad (8)$$

No of Distinct Operators(n1)	88.0
No of Distinct Operands(n2)	98.0
Total No of Operators(N1)	20.0
Total No of Operands(N2)	37.0
Program Length	57.0
Program Vocabulary	186.0
Estimated Length	1216.67
Purity Ratio	21.35
Volume	332.47
Difficulty	16.61
Program Effort	5523.15
Programming Time	306.84

Fig. 2. The results of data pruning in the .html file

#### IV. METHOD AND DISCUSSIONS

There are 3 (three) sections of .html display structure generated by *HalsteadMetricsCMD.jar* as in Fig. 1. We need to retrieve the value in VALUES Section only because in this section halstead metrics reside. Consequently, we will prune two previous sections, which are OPERATORS and OPERANDS, then the result converted into one .csv file for data in the tabulation, which will make easier for further processing. The pruning .html file illustrated as in Fig. 2.

For this job, we use Python language for programming because it is a high-level language which is easy to solve technical problems like in this paper and have many libraries ready to use [15]. It is also freely available in source or binary form from the Python site and can be distributed for free [19]. Furthermore, Sanner stated that dynamic, easy to simplify, and easy-to-use in Python make this language an excellent choice for creating powerful modern software [20].

One .html file produce by *HalsteadMetricsCMD.jar* was representing one file or class of each one version Statcato software. There are many files or classes in each version of Statcato software. For this study, we retrieve information one by one per file or class in Statcato's packages. This .html files contains information of Halstead metrics which are Program Length, Program Vocabulary, Estimated Length, Purity Ratio, Program Volume, Difficulty of Program, Program Effort, and Programming Time.

The total number of these .html files more than one thousand and we must combine these files to be one .csv file only. In other words, the VALUES Sections from thousand file .html, especially numbers just should be merged into one .csv file. We call this pruning .html file to .csv as illustrated in Fig. 2 and done by Python programming. The data that will be combined are all the second column of the .csv file; this is where the required data resides.

The combining process illustrated in Fig. 3 where all of .csv file produce by Python programming combine from early version to last version of Statcato into one merged .csv file only



as illustrated in Fig. 4. To do this we write a Python code as in Fig. 5.

Since all information of files or classes gathered in one version of package Statcato, then combine into one .csv file, and the mean per metric calculated. We do this for all of Statcato's version. So, at the end process, we only have one .csv file that is representing the mean per metric of one version of Statcato software as in Table 1. From this table, we plotting metrics of Halstead as in Fig. 6.




Fig. 3. Illustration how the second columns of many tables, merge into one table

	A	B	C	...	GR	GS
1	No of Distinct Operators(n1)	259	551	...	1348	1358
2	No of Distinct Operands(n2)	381	1121	...	5971	6066
3	Total No of Operators(N1)	17	24	...	17	18
4	Total No of Operands(N2)	90	191	...	564	575
5	Program Length	107	215	...	581	593
6	Program Vocabulary	640	1672	...	7319	7424
7	Estimated Length	5342.91	16373.73	...	88913.4	90361.64
8	Purity Ratio	49.93	76.16	...	153.04	152.38
9	Volume	721.34	1665.86	...	5334.97	5462.65
10	Difficulty	30.59	46.94	...	63.66	64.36
11	Program Effort	22066.1	78196.67	...	339644.04	351591.66
12	Programming Time	1225.89	4344.26	...	18869.11	19532.87

Fig. 4. The result of merging multiple .csv files into one

```

1 #!/usr/bin/env python3
2 # -*- coding: utf-8 -*-
3 """
4 Created on Mon Dec 25 14:37:33 2017
5
6 @author: iwanbinanto
7
8 Program ini untuk menggabungkan file-file .csv hasil konversi dari .html
9 agar menjadi satu file utuh untuk 1 versi software
10 """
11 import os
12 import pandas as pd
13 import fnmatch
14
15 dfs = []
16 i=0
17 for filename in os.listdir("."):
18     # baca semua file yang ada di directory aktif
19     if fnmatch.fnmatch(filename, '*.csv'):
20         # jika ketemu file .csv maka diproses:
21         if i == 0 :
22             # jika file pertama kali ditemukan, maka 2 kolom pertama diambil,
23             # karena kolom pertama merupakan keterangan dari nilai-nilai yg ada
24             df = pd.read_csv(filename, usecols=[1,2])
25             i=i+1
26         else:
27             df = pd.read_csv(filename, usecols=[2])
28             # baca csv di kolom 2 -> berisi data numerik utk diolah
29             df.columns = [filename + str(i) for name in df.columns]
30             # mengubah nama kolom agar tidak tumpang tindih pada waktu
31             # digabungkan
32             dfs.append(df)
33
34 merged = pd.concat(dfs,axis=1)
35 # penggabungan secara horisontal, dg opsi axis = 1
36 merged.to_csv("merged.csv", header=None, index=None)
37 # tulis ke file yang lain

```

Fig. 5. Python's code for combining all generated .csv files

TABLE 1. THE MEAN OF HALSTEAD METRICS OF VARIOUS STATCATO'S VERSION

	Version of Statcato											
	0.94	0.95	0.96	0.97	0.98	0.99	0.910	0.911	0.912	1.0	1.01	1.02
No of Distinct Operators (n1)	2,787	2,787	1,704	1,673	1,684	1,692	1,713	1,713	1,720	1,721	1,721	1,748
No of Distinct Operands (n2)	11,286	11,287	5,735	5,615	5,676	5,704	5,811	5,814	5,834	5,839	5,840	5,985
Total No of Operators (N1)	28	28	27	27	27	27	27	27	27	27	27	27
Total No of Operands (N2)	379	379	305	300	301	304	304	302	303	303	303	312
Program Length	407	407	332	326	328	330	331	329	330	330	330	340
Program Vocabulary	14,073	14,074	7,439	7,288	7,360	7,396	7,523	7,527	7,554	7,560	7,561	7,733
Estimated Length	196,916	196,935	94,257	92,203	93,170	93,610	95,438	95,438	95,828	95,907	95,918	98,176
Purity Ratio	339	339	236	234	236	236	241	242	242	242	242	245
Volume	3,647	3,648	2,870	2,815	2,828	2,851	2,856	2,829	2,836	2,839	2,842	2,935
Difficulty	56	56	50	50	50	50	50	50	50	50	50	50
Program Effort	283,236	283,347	214,699	209,478	210,031	211,678	211,418	204,122	205,392	205,873	205,873	212,575
Programming Time	15,735	15,741	11,928	11,638	11,668	11,760	11,745	11,340	11,389	11,411	11,437	11,810




Fig 6. Halstead Metric's graphic of all Statcato's version

## V. CONCLUSION

In Figure 6, we can see that the previous version, the number of operators and operands are higher than the newer versions. But then, the higher the version of Statcato, there are not many changes in the number of operators and operands. Because other metrics depend on the number of operators and operands as set out in formulas (1) - (7), this does not affect other metrics, so they do not change much. We can say that in terms of Halstead metric, this software seems stable during its lifecycle.

We conclude that the quality of the newer versions are better in terms of stability of Halstead metrics than the earlier version of Statcato, although its feature is increasing. Accordingly, Statcato software has a good condition and excellent development to continue improving during its lifecycle, although its feature is expanding.

## REFERENCES

- [1] Z. G. Dand and H. Vasishtha, "Analysis and Evaluation of Quality Metrics in Software Engineering," *Int. J. Adv. Res. Comput. Commun. Eng.*, vol. 4, no. 4, pp. 235–240, 2015.
- [2] H. Zuse, "Resolving the Mysteries of the Halstead Measures," in *Büren/Bundschuh/Dumke: Metrikon 2005 – Praxis der Software-Messung*, Shaker-Verlag, Aachen, 2005, 2005, pp. 107–122.
- [3] J. Moreno-Leon, G. Robles, and M. Roman-Gonzalez, "Comparing computational thinking development assessment scores with software complexity metrics," *IEEE Glob. Eng. Educ. Conf. EDUCON*, vol. 10–13–April, no. April, pp. 1040–1045, 2016.
- [4] M. J. P. Van Der Meulen and M. A. Revilla, "Correlations between internal software metrics and software dependability in a large population of small C/C++ programs," in *Proceedings - International Symposium on Software Reliability Engineering, ISSRE*, 2007, pp. 203–208.
- [5] R. E. Al-Qutash and A. Abran, "An Analysis of the Design and Definitions of Halstead's Metrics," *Proc. 15th Int. Work. Softw. Meas. IWSM2005*, pp. 337–352, 2005.
- [6] D. Y. Pawade, M. Metha, K. Shah, and J. Rathod, "Python Based Software Complexity Calculator using Halstead Metrics," *Int. J. Adv. Found. Res. Comput.*, vol. 2, no. Special Issue (NCRTIT 2015), pp. 390–394, 2015.
- [7] A. I. Cornwell, "Software Maintainability," *A Br. Overv. Appl. to LFEV 2015 Adam*, 2015.
- [8] R. Sehgal and D. Mehrotra, "Predicting faults before testing phase using Halstead's metrics," *Int. J. Softw. Eng. its Appl.*, vol. 9, no. 7, pp. 135–142, 2015.
- [9] T. Hariprasad, C. Thirumalai, G. Vidhyagaran, and K. Seenu, "Software Complexity Analysis Using Halstead Metrics," in *International Conference on Trends in Electronics and Informatics ICEI 2017*, 2017, no. May, pp. 1109–1112.
- [10] C. Thirumalai, S. R.R., and R. R. L., "An Assessment of Halstead and COCOMO Model for Effort Estimation," in *International Conference on Innovations in Power and Advanced Computing Technologies [I-PACT2017]*, 2017, no. April, pp. 1–4.
- [11] H. Ramasubramanian, "Halstead Metrics Tool: Software Metrics Analyzer for Java Programs," 2016. [Online]. Available: <https://sourceforge.net/projects/halsteadmetrictool/files/CLI/v2.0/>. [Accessed: 05-Jan-2018].
- [12] P. Singh, K. D. Chaudhary, and S. Verma, "An Investigation of the Relationships between Software Metrics and Defects," *Int. J. Comput. Appl.*, vol. 28, no. 8, pp. 13–17, Aug. 2011.
- [13] D. Spinellis, "Tool Writing: A Forgotten Art?," *IEEE Softw.*, vol. 22, no. 4, pp. 9–11, Jul. 2005.
- [14] I. Binanto, H. L. H. S. Warnars, F. L. Gaol, E. Abdurachman, and B. Soewito, "Measuring the Quality of Various Version an Object-Oriented Software Utilizing CK Metrics," in *2018 International Conference on Information and Communications Technology (ICOIACIT)*, 2018, pp. 41–44.
- [15] F. Pérez, B. E. Granger, and J. D. Hunter, "Python: An ecosystem for scientific computing," *Comput. Sci. Eng.*, vol. 13, no. 2, pp. 13–21, 2011.
- [16] S. Misra and F. Cafer, "Estimating complexity of programs in python language," *Tech. Gaz.*, vol. 18, pp. 23–32, 2011.
- [17] M. Shudrak and V. V. Zolotarev, "Improving Fuzzing Using Software Complexity Metrics," in *Information Security and Cryptology - ICISC 2015: 18th International Conference, Seoul, South Korea, November 25–27, 2015, Revised Selected Papers*, 2016, no. March, pp. 246–261.
- [18] I. Samoladas, I. Stamelos, L. Angelis, and A. Oikonomou, "Open Source Software Development Should Strive for EVEN GREATER CODE MAINTAINABILITY," *Commun. ACM*, vol. 47, no. 10, pp. 83–87, 2004.
- [19] Python Software Foundation, "The Python Tutorial — Python 2.7.14 documentation," [Online]. Available: <https://docs.python.org/2/tutorial/index.html>. [Accessed: 09-Jan-2018].
- [20] M. F. Sanner, "The Python interpreter as a framework for integrating scientific computing software-components," *Scripps Res. Inst.*, vol. 26, no. 1, pp. 1–12, 2008.