



Digital Receipt

This receipt acknowledges that **Turnitin** received your paper. Below you will find the receipt information regarding your submission.

The first page of your submissions is displayed below.

Submission author: Petrus Sutiyasadi
Assignment title: Petrus Sutiyasadi
Submission title: BEEI
File name: Petrus_Manuscript_Turnitin.doc
File size: 3.97M
Page count: 10
Word count: 3,374
Character count: 18,976
Submission date: 20-Apr-2021 02:52PM (UTC+0700)
Submission ID: 1564493274

Robotic Arm Joint Position Control Using Iterative Learning and Mixed Sensitivity H_{∞} Robust Controller

Petrus Sutiyasadi¹, Martinus Bagus Wicaksono²
^{1,2}Mechanics Department, Politeknik Mekatronika Sains Dharma, Indonesia

Article Info

ABSTRACT

This paper proposes an improved control strategy of a robotic arm joint using hybrid controller consist of H_{∞} Robust Controller and Iterative Learning Controller. The main advantage of this controller is the simple structure that made it possible to be implemented on a small embedded system for frugal innovation in industrial robotic arm development. Although it has a simple structure, it is a robust H_{∞} controller that has robust stability and robust performance. The Iterative Learning Controller makes the trajectory tracking even better. To test the effectiveness of the proposed method, computer simulations using Matlab and hardware experiments were conducted. Variation of load was applied to both of the processes to present the uncertainties. The superiority of the proposed controller over the PID controller that usually being used in a low-cost robotic arm development is confirmed that it has better trajectory tracking. The error tracking along the slope of sinusoidal trajectory input was suppressed to zero. The biggest error along the trajectory that happened on every peak of the sinusoidal input, or when the direction is changed has been improved from 15 degrees to 4 degrees. This can be conceived that the proposed controller can be applied to control a low-cost robotic arm joint position which is applicable for small industries or educational purpose.

Keywords:
Robotic arm
SCARA robot
 H_{∞} Robust Controller
Iterative Learning Controller

Corresponding Author:

Petrus Sutiyasadi,
Mechanics Department,
Politeknik Mekatronika Sains Dharma,
Paingan, Maguwoharjo, Depok, Sleman 55283, Indonesia
Email: peter@psnd.ac.id

1. INTRODUCTION (10 PT)

In this era of Industry 4.0, maximum efficiency with no downtime production line become the dream of every company [1]. Robot is one good candidate to make it happen. In manufacturing, human labor was said to be less practical than industrial robot [2]. As long as the robots are maintained properly, they can do their job tirelessly, precisely, and consistently. That is why many industries adopt industrial robots in their line of production. The robot market has grown significantly around 15 percent from 2014 to 2017 and predicted it will be more for the next decades [3]. Despite its great contribution to productivity, the cost of a robot system is very expensive. Small to medium industries will not easily employ robots in their production systems. Their problem will be solved if the cost of an industrial robot is not so expensive. If small to medium industries have opportunities to use robots in their production, they will need human resources to operate and maintain the robot. Therefore, low-cost industrial robots for universities or vocational school is also important. Because the schools produce skilled human resources that support the use of the robots in industries. Universities or vocational schools need more low-cost industrial robotic arms in their educational process. It saves more budget if the robot can be provided locally.

BEEI

by Sutyasadi Petrus

Submission date: 20-Apr-2021 02:52PM (UTC+0700)

Submission ID: 1564493274

File name: Petrus_Manuscript_Turnitin.doc (3.97M)

Word count: 3374

Character count: 18976

Robotic Arm Joint Position Control Using Iterative Learning and Mixed Sensitivity H_∞ Robust Controller

Petrus Sutiyasadi¹, Martinus Bagus Wicaksono²

^{1,2}Mechatronics Department, Politeknik Mekatronika Sanata Dharma, Indonesia

Article Info

Keywords:

Robotic arm
SCARA robot
 H_∞ Robust Controller
Iterative Learning Controller

ABSTRACT

This paper proposes an improved control strategy of a robotic arm joint using hybrid controller consist of H_∞ Robust Controller and Iterative Learning Controller. The main advantage of this controller is the simple structure that made it possible to be implemented on a small embedded system for frugal innovation in industrial robotic arm development. Although it has a simple structure, it is a robust H_∞ controller that has robust stability and robust performance. The Iterative Learning Controller makes the trajectory tracking even better. To test the effectiveness of the proposed method, computer simulations using Matlab and hardware experiments were conducted. Variation of load was applied to both of the processes to present the uncertainties. The superiority of the proposed controller over the PID controller that usually being used in a low-cost robotic arm development is confirmed that it has better trajectory tracking. The error tracking along the slope of sinusoidal trajectory input was suppressed to zero. The biggest error along the trajectory that happened on every peak of the sinusoidal input, or when the direction is changed has been improved from 15 degrees to 4 degrees. This can be conceived that the proposed controller can be applied to control a low-cost robotic arm joint position which is applicable for small industries or educational purpose.

Corresponding Author:

Petrus Sutiyasadi,
Mechatronics Department,
Politeknik Mekatronika Sanata Dharma,
Paingan, Maguwoharjo, Depok, Sleman 55283, Indonesia
Email: peter@pmsd.ac.id

1. INTRODUCTION (10 PT)

In this era of Industry 4.0, maximum efficiency with no downtime production line become the dream of every company [1]. Robot is one good candidate to make it happen. In manufacturing, human labor was said to be less practical than industrial robot [2]. As long as the robots are maintained properly, they can do their job tirelessly, precisely, and consistently. That is why many industries adopt industrial robots in their line of production. The robot market has grown significantly around 15 percent from 2014 to 2017 and predicted it will be more for the next decades [3]. Despite its great contribution to productivity, the cost of a robot system is very expensive. Small to medium industries will not easily employ robots in their production systems. Their problem will be solved if the cost of an industrial robot is not so expensive. If small to medium industries have opportunities to use robots in their production, they will need human resources to operate and maintain the robot. Therefore, low-cost industrial robots for universities or vocational school is also important. Because the schools produce skilled human resources that support the use of the robots in industries. Universities or vocational schools need more low-cost industrial robotic arms in their educational process. It saves more budget if the robot can be provided locally.

There are many published studies about designing and developing low-cost robotic arms. Besides the price that is lower than the commercial one, low-cost robot components are easily found in the market [4]. Due to the constraints from the component availability in the market, a low-cost robot can have a different architecture from time to time [4] and have less performance than the commercial one [5]. The overall performance can be optimized using a better control algorithm. However, since the embedded system being used is also a small and a low-cost controller, the control algorithm should be a low order controller that has a simple structure. A considerable amount of literature has been published on the issue of a simple controller for a small robotic arm.

Some researchers have developed low-cost robotic arm controller using a simple controller such as PI controller [6], PID [7][8][9], Fuzzy Logic [10][11], hybrid PID, and Fuzzy [12][13], optimal controller [14], Neural Network [15] and Model-Based Controller [16]. A few researchers also tried to use robust control to control robotic arm joints such as Sliding Mode Controller [17][18][19][20] and Hybrid PID-Sliding Mode Controller [21]. However, all of those researches were done on simulation or implemented on a very small robotic arm using small RC Servo motors. Nothing was done on a real size robotic arm that considerably applicable in small to medium industries. Secondly, mostly their experiment were done with a step command and were not investigated with a specific trajectory for example sinusoidal trajectory. Thirdly, none of them showed robustness among load variation which is commonly happened on a robotic arm that handles many different tasks.

This paper proposes a hybrid controller to control robotic arm joints using reduced order Mixed-sensitivity H_∞ combined with Iterative Learning Controller. To guarantee good trajectory tracking, Iterative Learning Controller (ILC) was implemented. ILC needs a condition that the system should be a stable closed-loop system before implementing the ILC. Therefore, to guarantee the stability of the system before implementing the ILC, a reduced-order Mixed-sensitivity H_∞ Robust Controller was implemented. Due to the use of a small embedded system such as an 8-bit microcontroller, the controller algorithm was designed to be simple enough to run on the system. A traditional synthesis of an H_∞ controller usually generates high order of controller [22]. In this paper, a reduced-order of H_∞ controller combined with Iterative Learning Controller is proposed.

2. RESEARCH METHOD

2.1 Mechanical design

Mechanical design and the prototype of Selective Compliance Assembly Robot Arm (SCARA) are shown in Figure 1.



Figure 1. (a) SCARA Robot design. (b) SCARA prototype.

The SCARA robot has 4 degrees of freedom with 3 rotational joints and 1 prismatic joint. DC motor on the base or 1st actuator is PG45 dc motor, the 2nd actuator uses PG28 dc motor, the 3rd and the 4th actuator use GA125 dc motor, and lastly, the gripper uses RC servo motor.

The Denavit Hartenberg of the SCARA robot is shown in Table 1.

Table 1. Denavit Hartenberg table of 4DOF SCARA robot [23].

i	α_{i-1}	a_{i-1}	\bar{d}_i	θ_i
1	0	0	0	θ_1
2	0	a_1	0	θ_2
3	0	a_2	\bar{d}_2	0
4	0	0	0	θ_4

The forward kinematic (1)-(3) as well as the inverse kinematic equation of the SCARA robot, is presented below [23]:

$$x_{pos} = a_1 c_1 + a_2 c_{12} \quad (1)$$

$$y_{pos} = a_1 s_1 + a_2 s_{12} \quad (2)$$

$$z_{pos} = \bar{d}_2 \quad (3)$$

$$\theta_1 = \tan^{-1}(y/x) - \tan^{-1}(k_2/k_1) \quad (4)$$

$$\theta_2 = \pm \cos^{-1} \left(\frac{x^2 + y^2 - a_1^2 - a_2^2}{2a_1 a_2} \right) \quad (5)$$

$$\bar{d}_2 = z \quad (6)$$

$$\theta_4 = \phi - \theta_1 - \theta_2 \quad (7)$$

2.2 Electronic design

The electronics of the robot consists of microcontrollers using Arduino Uno, dc motor drivers using VNH2SP chip, and power supply 12V10A. The block diagram of the electronic is shown in Figure 2.

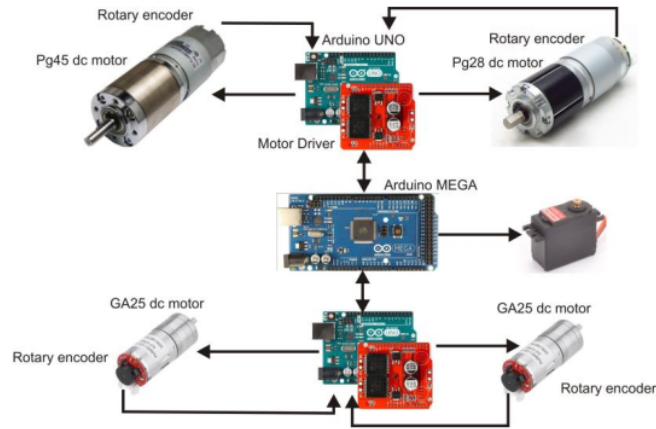


Figure 2. Electronic diagram of the SCARA robot

Each Arduino Uno controls two dc motors. The Unos will receive commands from the Arduino Mega through serial communication. The trajectory command is generated in Arduino Mega. The Arduino Mega also gives commands to the RC servo motor to open or close the gripper.

2.3 Controller design

The controller consists of a mixed-sensitivity H_∞ robust controller and Iterative Learning Controller. All the algorithm was written, compiled, and uploaded into an Arduino board.

2.3.1 Mixed-sensitivity H_∞ robust control synthesis

Mixed sensitivity H_∞ shapes the sensitivity function and the complementary sensitivity function of a closed-loop system to get a controller with good performance and robustness. Figure 3 shows a Single Input Single Output (SISO) close loop system with multiplicative uncertainty. $G(s)$ is the nominal system, $\Delta(s)$ is the system perturbation, $K(s)$ is the controller, $r(s)$ is the reference input, $e(s)$ is the tracking error, $n(s)$ is the external disturbance, and $y(s)$ is the output of the system. The controller was designed for 30% of motor viscous friction and 30% of load inertia uncertainties.

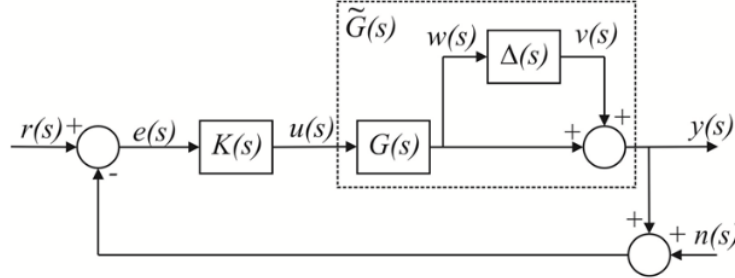


Figure 3. SISO system with multiplicative uncertainties [22]

The perturbed system is expressed by

$$\tilde{G}(s) = G_n(s)(1 + \Delta(s)) \quad (8)$$

The multiplicative system perturbation is:

$$\Delta(s) = \left(\frac{\tilde{G}(s)}{G_n(s)} - 1 \right) \quad (9)$$

The mixed-sensitivity H_∞ robust controller was synthesized using the Matlab command "Mixsyn". Mixsyn computes a controller that minimizes the H_∞ norm of the weighted closed-loop transfer function.

$$\|W_s(s)S(s)\|_\infty \quad (10)$$

$$\|W_t(s)T(s)\|_\infty \quad (11)$$

A known stable function $W_s(s)$ upper bound the multiplicative perturbation to attenuate external disturbance. Figure 4 shows the function $W_s(s)$ upper-bounds the perturbations.

$$\Delta(s) \leq W_s(s) \quad (12)$$

Using Skogestad's method [24], the sensitivity weights ($W_s(s)$) was designed as follow:

$$W_s(s) = \frac{0.5s + 1}{s + 0.001} \quad (13)$$

Figure 5 shows that $|W_s| < 1$ and $|W_t| < 1$ because the singular values of the inverse of the weight functions are larger than the sensitivity and the complementary sensitivity singular values.

Matlab control synthesis generate a 3rd order of controller:

$$K_c = \frac{1.132e08s^2 + 1.38e07s + 4.202e05}{s^3 + 1.181e04s^2 + 8498s + 321} \quad (14)$$

By using Matlab controller order reducer, a 2nd order of controller was generated from (14)

$$K_c = \frac{1.132e08s + 9.499e06}{s^2 + 1.181e04s^2 + 8056} \quad (15)$$

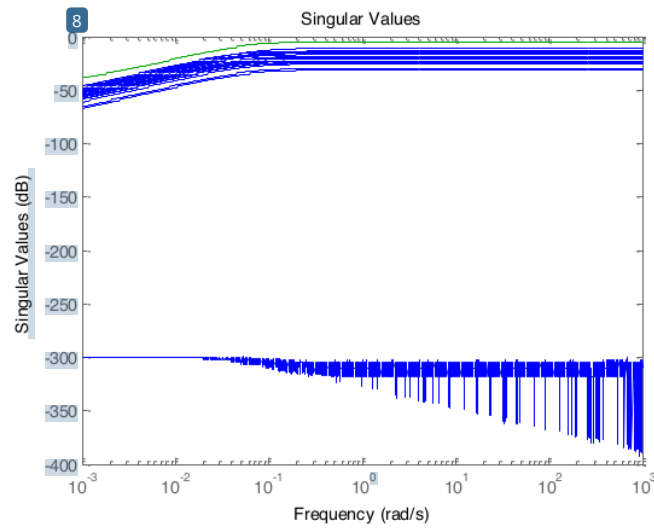


Figure 4. A stable function $W_s(s)$ upper-bounds the perturbations

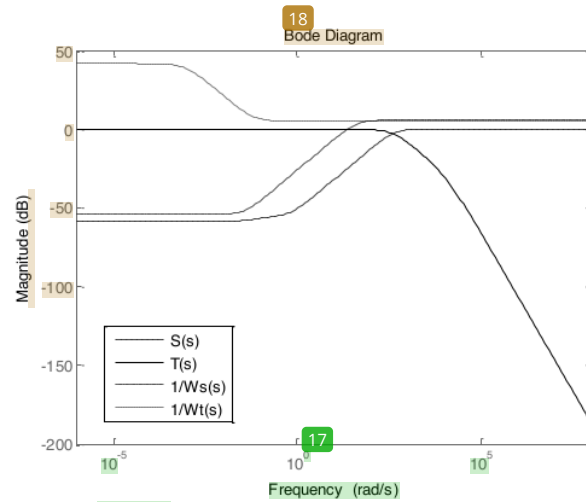


Figure 5. The singular plot of W_s , W_t , S , and T

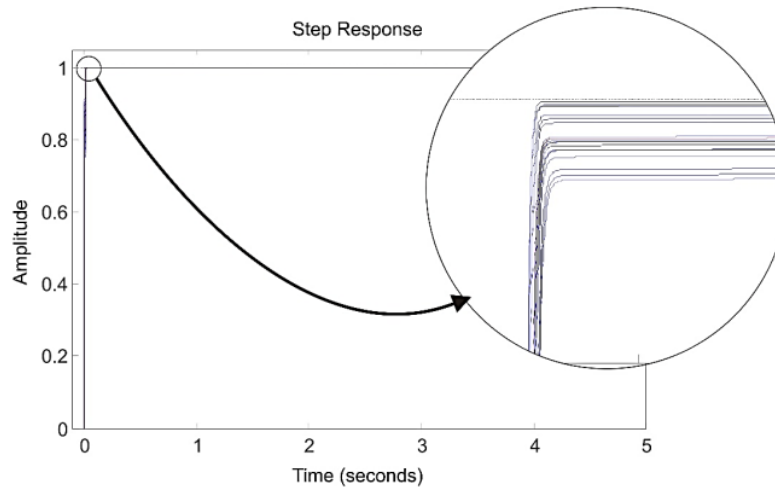


Figure 6. Simulation of Mixed Sensitivity H_∞ Robust Controller system response

Figure 6 shows by simulation that the proposed controller can control the plant satisfactorily even in the presence of uncertainties from 30% variation of motor viscous friction and 30% variation of load inertia.

2.3.2 Iterative Learning Control

By learning the error from the previous trajectory track, Iterative Learning Control (ILC) improves the trajectory tracking of the control system. In using the ILC, several conditions must meet these criteria:

- The trajectory should be a repetitive task.
- The repetitive track should have the same starting and ending position.
- The system should be a stable system before implementing the ILC.
- The tracking performance is improved from one repetition to the next repetition.
- The system should be stable before the ILC is implemented. This is done by the Mixed Sensitivity H_∞ Robust Controller.

ILC adjusts the manipulated control to follow the trajectory command [25]. The equation of the ILC is determined from

$$u_j = u_{j-1} + k_d \dot{e}_{j-1}(t) + k_p e_{j-1}(t) \quad (16)$$

The variables are:

- u_j : ILC control signal
- e_j : error signal
- j : iteration number
- k_p : proportional gain of ILC
- k_d : derivative gain of ILC

It is a PD type ILC. The structure was chosen because besides simple, according to Xukun [26], this structure is already better than a D type or improved D type ILC. The overall hybrid controller output is the output of Mixed Sensitivity H_∞ Robust Control [6] plus the output of ILC. The block diagram of the Mixed Sensitivity H_∞ Robust Controller-ILC controller is shown in Figure 7.

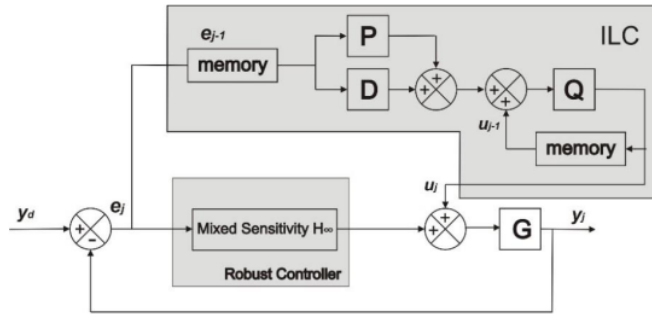


Figure 7. Block diagram of hybrid Mixed Sensitivity H_∞ Robust Controller –ILC

By manual tuning, the ILC constants were $KP_{ILC} = 0.015$ and $KD_{ILC} = 0.01$. Thus, the equation of the ILC becomes

$$u_j = u_{j-1} + 0.01\dot{e}_{j-1}(t) + 0.015e_{j-1}(t) \quad (17)$$

14

The step-by-step of the overall strategy is shown in Figure 8.

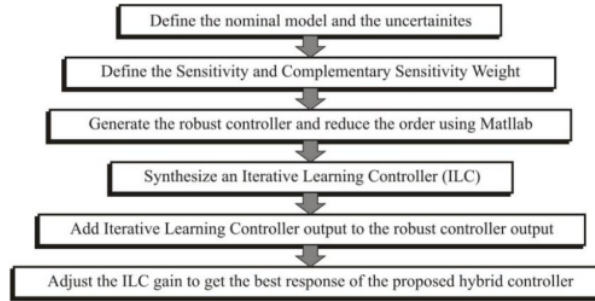


Figure 8. Flowchart of the hybrid controller synthesis steps

3. RESULTS AND DISCUSSION

A sinusoidal trajectory was prepared to test the algorithm. The frequency of the signal is 0.5 Hz and has the span of trajectory command from 0 to 200 degrees. The Mixed Sensitivity H_∞ Robust Controller response for the sinusoidal input trajectory is shown in Figure 9. The output response was recorded using the attached rotary encoder on each motor. The trajectory was tracked properly. However, it has significant errors along the trajectory. This error along trajectory command is common due to the high inertia of the system. But this can not be accepted for a robotic arm. The error along the slopes should be very small or zero.

The tracking performance was improved by adding Iterative Learning Controller. The hybrid controller performance is shown in Figure 10. After several iterations, the system able to improve its tracking performance. Without ILC, the tracking performance showed in Figure 9 was so poor. In Figure 10, the tracking performance to reach the peak of the setpoint which is positive 200 degrees had around 20 degrees of error. On the second attempt, the output had a better trajectory tracking error around 2 degrees. However, on the second repetition, the system response performance swang back to around 10 degrees. From the third repetition onward, the tracking performance of the system began more stable with the average of error tracking around 4 degrees. The system can follow the trajectory command along the slopes of the sinusoidal input. However, there is still around 4 degrees of error on the peak of the trajectory due to the fast change of the direction.

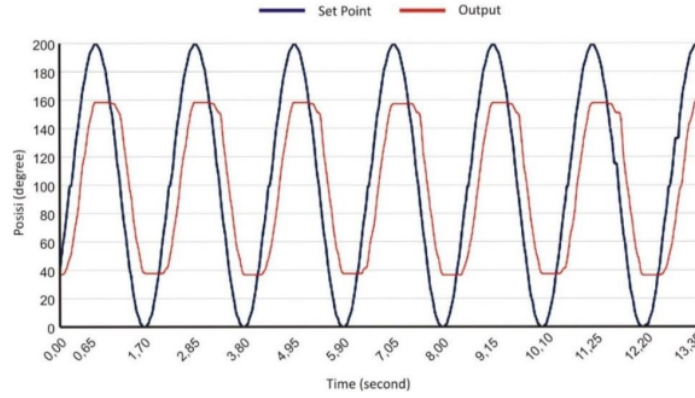


Figure 9. Mixed Sensitivity H_∞ Robust Controller response for a sinusoidal input trajectory

The proposed controller performance was compared to the previous robot joint controller which was a PID cascade controller. The PID cascade controller was designed to have a position control loop and speed control loop. Figure 11 shows the performance of the PID cascade loop. The PID Cascade loop can adjust its speed besides its position control. Therefore, for a high-frequency sinusoidal input, it can reduce the response lag time and improve the error along the slopes of the trajectory.

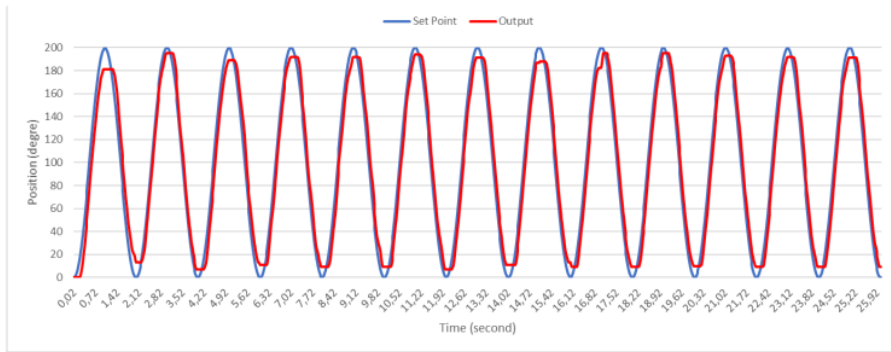


Figure 10. Mixed Sensitivity H_∞ Robust Controller combined with Iterative Learning Controller response for a sinusoidal input trajectory

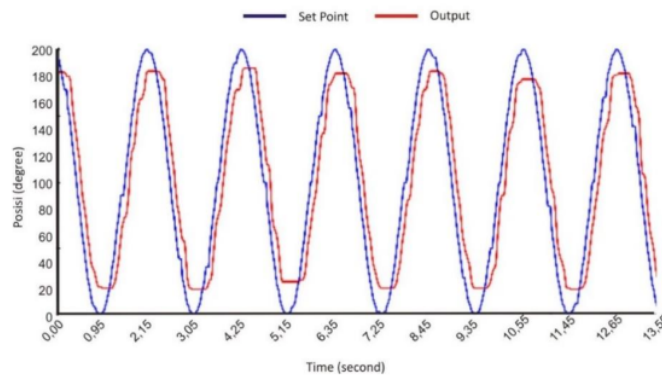


Figure 11. PID Cascade controller or previous robot joint control algorithm response for a sinusoidal input trajectory

At the peak of the trajectory command, the PID cascade has a big error around 15 degrees. The cascade controller could be adjusted for higher gain to reduce the error, but consequently, the response became very sensitive to input disturbance. The PID cascade output response is not smooth in higher gain.

4. CONCLUSION

This study aimed to design and investigate a hybrid controller of Mixed Sensitivity H_{∞} Robust Controller with Iterative Learning Controller for controlling a joint position of a low-cost robotic arm. The Investigation concluded that the proposed controller was able to track the trajectory better than the previous robot control algorithm which was a PID cascade controller. The relevance of the work is supported by the current findings that the proposed controller has no errors in tracking the sinusoidal trajectory command, except on the fast-changing of the direction, it has around 4 degrees of lagging response. This was due to the fast-changing of the direction of the trajectory command. However, this is still better than the PID cascade controller that has around 15 degrees of similar lagging response and always has error along with the trajectory command. The advancement reaches around 73,33% from 15 to 4 degrees in reaching the positive or negative peak of the setpoint. These findings enhance our understanding that the Mixed Sensitivity H_{∞} Robust Controller can guarantee stability over the uncertainties for example the load variation and the Iterative Learning Controller will fix the limitation of the tracking performance of the H_{∞} Robust Controller over time along with the repetition. The tracking performance of the Mixed Sensitivity H_{∞} Robust Controller will not be the best tracking because the controller works as an optimal controller that provides the optimal performance in the range of uncertainties [27]. Therefore, its tracking performance was designed to be improved by the ILC.

2 ACKNOWLEDGEMENTS

The authors would like to acknowledge the research funding support from the Ministry of Research, Technology, and Higher Education of the Republic of Indonesia (Kemen-RISTEKDIKTI)

REFERENCES

- [1] A. Weber, "Robotics in the Age of Industry 4.0", *Assembly*, vol 63, no. 5, pp. 64-70, May 15. 2020.
- [2] WEF, "The Future of Jobs. Employment, Skills and Workforce Strategy for the Fourth Industrial Revolution", *World Economic Forum*: Davos, Switzerland, 2016
- [3] IFR. World Robotics. Industrial Robots 2014; Frankfurt, M., Ed.; International Federation for Robotics: New York, NY, USA, 2015
- [4] M. Ceccarelli, "Low-Cost Robots for Research and Teaching Activities," *IEEE Robotics & Automation Magazine*, 2001, DOI:10.1109/mra.2003.1233556
- [5] P. Sutiyasadi P and M. Pamichkun, "Gait Tracking Control of Quadruped Robot Using Differential Evolution Based Structure Specified Mixed Sensitivity Robust Control", *Journal of Control Science and Engineering*, Vol 2016, DOI: doi.org/10.1155/2016/8760215
- [6] Y. V. Hote, "PI controller design for one joint robotic arm," 14th International Conference on Control, Automation, Robotics and Vision (ICARCV), Phuket, 2016, pp. 1-6, DOI: 10.1109/ICARCV.2016.7838714.
- [7] S.C. Che Suhaimin, N.L. Azmi, M.M. Rahman, and H.M. Yusof, "Analysis of Point-to-Point Robotic Arm Control using PID Controller", *7th International Conference on Mechatronics Engineering (ICOM)*, Putrajaya, Malaysia, Oct 30 – 31, 2019
- [8] M.U. Almerich, *PID Control for Robotic Arm*. Final degree project, Universitat Politècnica de València, 2020
- [9] D. Zhang and B. Wei, "Design of a joint control system for serial mechanical arms based on PID and MRAC control," Asia-Pacific Conference on Intelligent Robot Systems (ACIRS), Tokyo, 2016, pp. 91-96, DOI: 10.1109/ACIRS.2016.7556194.
- [10] R. N. Lea, J. Hoblit, and Y. Jani, "Fuzzy logic based robotic arm control," *2nd IEEE International Conference on Fuzzy Systems*, San Francisco, CA, USA, 1993, pp. 128-133 vol.1, DOI: 10.1109/FUZZY.1993.327451.
- [11] S. Tomas, K. Michal, and K. Alena, "Fuzzy Control of Robotic Arm Implemented in PLC", *ICCC 2013 • IEEE 9th International Conference on Computational Cybernetics*, Tihany, Hungary, July 8-10, 2013
- [12] G.M. Khoury, M.A. Saad, H.Y. Kanaan, and C. Asmar, "Fuzzy PID Control of a Five DOF Robot Arm", *Journal of Intelligent and Robotic Systems* 40, 299–320 (2004). <https://doi.org/10.1023/B:JINT.0000038947.97195.22>
- [13] H. A. Malki, D. Misir, D. Feigenspan and Guanrong Chen, "Fuzzy PID control of a flexible-joint robot arm with uncertainties from time-varying loads," in *IEEE Transactions on Control Systems Technology*, vol. 5, no. 3, pp. 371-378, May 1997, DOI: 10.1109/87.572133.
- [14] Dao Phuong Nam, Nguyen Hong Quang, Tran Phuong Nam, Tran Thi Hai Yen, Adaptive dynamic programming based optimal control for a robot manipulator, *International Journal of Power Electronics and Drive System (IJPEDS)* Vol. 11, No. 3, September 2020, pp. 1123~1131 ISSN: 2088-8694, DOI: 10.11591/ijpeds.v11.i3.
- [15] Wahyu S. Pambudi, Enggar Alfianto, Andy Rachman, Dian Puspita Hapsari, Simulation design of trajectory planning robot manipulator, *Bulletin of Electrical Engineering and Informatics* Vol.8, No.1, March 2019, pp. 196-205 ISSN: 2302-9285, DOI: 10.11591/eei.v8i1.1179

- [16] Khalaf S. Gaeid, Asaad F.Nashee, Ibrahim A.Ahmed, Mohammed H.Dekheel, Robot control and kinematic analysis with 6DoF manipulator using direct kinematic method Bulletin of Electrical Engineering and Informatics Vol.10, No.1, February 2021, pp. 70~78 ISSN: 2302-9285, DOI: 10.11591/eei.v10i1.2482
- [17] T. Soehartanto, I.F. Imran, and L.A. Purwitosari, "Control design for direct-drive robotic ARM using sliding mode control", *2017 International Conference on Advanced Mechatronics, Intelligent Manufacture, and Industrial Automation (ICAMIMIA)*, Surabaya, Indonesia, October 12-14, 2017
- [18] Trong-Thang Nguyen, Sliding mode control-based system for the two-link robot arm International Journal of Electrical and Computer Engineering (IJECE), Vol. 9, No. 4, August 2019, pp. 2771~2778 ISSN: 2088-8708, DOI: 10.11591/ijece.v9i4.pp2771-2778
- [19] S. A. Ajwad, R. U. Islam, M. R. Azam, M. I. Ullah and J. Iqbal, "Sliding mode control of rigid-link anthropomorphic robotic arm," 2016 2nd International Conference on Robotics and Artificial Intelligence (ICRAI), Rawalpindi, 2016, pp. 75-80, DOI: 10.1109/ICRAI.2016.7791232.
- [20] Tung Lam Nguyen, Huu Tinh Vu, Super-twisting sliding mode based nonlinear control for planar dual arm robots, Bulletin of Electrical Engineering and Informatics Vol. 9, No. 5, October 2020, pp. 1844-1853, ISSN: 2302-9285, DOI: 10.11591/eei.v9i5.2143
- [21] A.A. Mohammed and A. Eltayeb, "Dynamics and Control of a Two-link Manipulator using PID and Sliding Mode Control", *2018 International Conference on Computer, Control, Electrical, and Electronics Engineering (ICCEEE)*, Khartoum, Sudan, August 12-14, 2018
- [22] Sutiyasadi, P. and Parnichkun, M., "Push recovery control of quadruped robot using particle swarm optimization based structure specified mixed sensitivity H_2/H_∞ control", *Industrial Robot*, Vol. 47 No. 3, 2020, pp. 423-434. <https://doi.org/10.1108/IR-06-2019-0135>
- [23] Adapala Academy & IES GS for Exams, 3.7 Robotics II ESE Mains II Inverse kinematics of SCARA robot, Jan. 31, 2020. Accessed on Apr. 11, 2021. [Video file]. Available: <https://www.youtube.com/watch?v=yfhYGrGbDBw>
- [24] S. Skogestad and I. Postlethwaite, *Multivariable Feedback Control Analysis and Design*. New York, NY, USA: Wiley, 2001, pp. 789-794.
- [25] P. Sutiyasadi and M. Parnichkun, "Trotting Control of A Quadruped Robot Using PID-ILC", *IECON 2015 - 41st Annual Conference of the IEEE Industrial Electronics Society*, Yokohama, Japan, November 9-12, 2015
- [26] G. Xukun, W. Lin and Z. Zidong, "Trajectory Tracking of Manipulator Based on Iterative Learning Control," 2020 IEEE International Conference on Advances in Electrical Engineering and Computer Applications (AEECA), Dalian, China, 2020, pp. 1009-1015, DOI: 10.1109/AEECA49918.2020.9213540.
- [27] P. Sutiyasadi and M.B. Wicaksono, "Joint Control of a Robotic Arm Using Particle Swarm Optimization Based H_2/H_∞ Robust Control on Arduino", *TELKOMNIKA*, Vol. 18, No. 2, pp. 1021~1029, DOI: 10.12928/TELKOMNIKA.v18i2.14749

BIOGRAPHIES OF AUTHORS



Petrus Sutiyasadi earned his master degree in mechatronics in 2008 and doctoral degree in mechatronics in 2016 from the Asian Institute of Technology, Thailand. Currently he is a lecturer at Mechatronics Department of Politeknik Mekatronika Sanata Dharma, Yogyakarta, Indonesia. His research interest includes robust control, robotic, and frugal innovation in mechatronic engineering.



Martinus Bagus Wicaksono earned his master degree in Design and Manufacturing Engineering in 2011 from the Asian Institute of Technology, Thailand. Currently, he is a lecturer at Mechanical Design Technology of PMSD, Yogyakarta, Indonesia. His research interest includes rapid prototyping and advanced Manufacturing.

ORIGINALITY REPORT

10%

SIMILARITY INDEX

8%

INTERNET SOURCES

9%

PUBLICATIONS

%

STUDENT PAPERS

PRIMARY SOURCES

1

doi.org

Internet Source

1%

2

www.emerald.com

Internet Source

1%

3

www.hindawi.com

Internet Source

1%

4

Petrus Sutiyasadi, Manukid Parnichkun. " Push recovery control of quadruped robot using particle swarm optimization based structure specified mixed sensitivity / control ", Industrial Robot: the international journal of robotics research and application, 2020

Publication

1%

5

Petrus Sutiyasadi, Manukid Parnichkun. " Gait Tracking Control of Quadruped Robot Using Differential Evolution Based Structure Specified Mixed Sensitivity Robust Control ", Journal of Control Science and Engineering, 2016

Publication

1%

6	ntrs.nasa.gov Internet Source	1 %
7	in.mathworks.com Internet Source	1 %
8	www.abcm.org.br Internet Source	<1 %
9	Richard W. Longman, Minh Q. Phan. "Iterative learning control as a method of experiment design for improved system identification", Optimization Methods and Software, 2006 Publication	<1 %
10	Yulin Xu, Dongyun Wang, Qian Zhang. "Modeling and Robust Control of Web Winding System with Sinusoidal Tension Disturbance", 2006 International Conference on Mechatronics and Automation, 2006 Publication	<1 %
11	Huiming Wang, Qinggao Lu, Qiyao Zhang, Jiaqi Zhong, Baolei Wang, Qingdu Li. "Finite-Time Output Feedback Control for Flexible-Joint Systems Under Time-Varying Disturbances", 2018 Chinese Automation Congress (CAC), 2018 Publication	<1 %
12	mafiadoc.com Internet Source	<1 %

13	C. X. Nguyen, H. N. Phan, L. D. Hoang, H. T. Nguyen, KH. D. Truong, N. H. V. Nguyen. "Modeling and synthesizing quasi-time control laws for two degrees of freedom robotic arm", AIP Publishing, 2019 Publication	<1 %
14	Yu-long Cui, Hai-long Lu, Jian-bo Fan. "Design and Simulation of Cascade Fuzzy Self - Adaptive PID Speed Control of a Thyristor-Driven DC Motor", 2006 International Conference on Machine Learning and Cybernetics, 2006 Publication	<1 %
15	cdc.pmsd.ac.id Internet Source	<1 %
16	elib.suub.uni-bremen.de Internet Source	<1 %
17	tel.archives-ouvertes.fr Internet Source	<1 %
18	www.scribd.com Internet Source	<1 %

Exclude quotes On
Exclude bibliography On

Exclude matches < 6 words