



Source details

AIP Conference Proceedings

Years currently covered by Scopus: from 1973 to 1978, from 1983 to 1984, 1993, from 2000 to 2001, from 2003 to 2024

ISSN: 0094-243X E-ISSN: 1551-7616

Subject area: Physics and Astronomy: General Physics and Astronomy

Source type: Conference Proceeding

[View all documents >](#)

[Set document alert](#)

[Save to source list](#)

CiteScore 2023
0.5 ⓘ

SJR 2023
0.152 ⓘ

SNIP 2023
0.291 ⓘ

[CiteScore](#) [CiteScore rank & trend](#) [Scopus content coverage](#)

CiteScore 2023

0.5 = $\frac{28,862 \text{ Citations } 2020 - 2023}{57,814 \text{ Documents } 2020 - 2023}$

Calculated on 05 May, 2024

CiteScoreTracker 2024 ⓘ

0.4 = $\frac{24,926 \text{ Citations to date}}{60,118 \text{ Documents to date}}$

Last updated on 05 August, 2024 • Updated monthly

CiteScore rank 2023 ⓘ

Category	Rank	Percentile
Physics and Astronomy		
General Physics and Astronomy	#225/243	7th

[View CiteScore methodology >](#) [CiteScore FAQ >](#) [Add CiteScore to your site &🔗](#)

About Scopus

[What is Scopus](#)

[Content coverage](#)

[Scopus blog](#)

[Scopus API](#)

[Privacy matters](#)

Language

[日本語版を表示する](#)

[查看简体中文版本](#)

[查看繁體中文版本](#)

[Просмотр версии на русском языке](#)

Customer Service

[Help](#)

[Tutorials](#)

[Contact us](#)

ELSEVIER

[Terms and conditions ↗](#) [Privacy policy ↗](#)

All content on this site: Copyright © 2024 Elsevier B.V. ↗, its licensors, and contributors. All rights are reserved, including those for text and data mining, AI training, and similar technologies. For all open access content, the Creative Commons licensing terms apply.

We use cookies to help provide and enhance our service and tailor content. By continuing, you agree to the use of cookies ↗.



First Time Writer?

Get Your Book Reviewed

We Are Open to Unsolicited Submissions From All Authors. Read our submission guidelines.

olympiapublishers.com

OPEN

AIP Conference Proceedings

COUNTRY

[United States](#)



Universities and research
institutions in United States



Media Ranking in United States

SUBJECT AREA AND CATEGORY

[Physics and Astronomy](#)
[Physics and](#)
[Astronomy](#)
[\(miscellaneous\)](#)

PUBLISHER

[American Institute of](#)
[Physics](#)

H-INDEX

83

PUBLICATION TYPE

Conferences and Proceedings

ISSN

0094243X, 15517616

COVERAGE

1973-1978, 1983-1984,
1993, 2000-2001, 2003-
2023

INFORMATION

[Homepage](#)

[How to publish in this
journal](#)

confproc@aip.org



SCOPE

Today, AIP Conference Proceedings contain over 100,000 articles published in 1700+ proceedings and is growing by 100 volumes every year. This substantial body of [scientific](#) literature is testament to our 40-year history as a world-class publishing partner, recognized internationally and trusted by conference organizers worldwide. Whether you are planning a small specialist workshop or organizing the largest international conference, contact us, or read these testimonials, to find out why so many organizers publish with AIP Conference Proceedings.

 Join the conversation about this journal

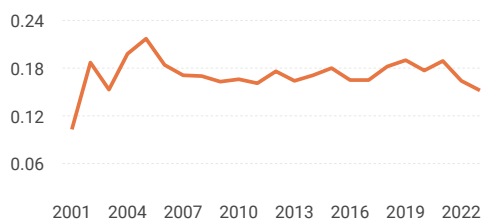
Submit Paper for Publication

Research journal having impact factor 9.24 with low publication charge with DOI

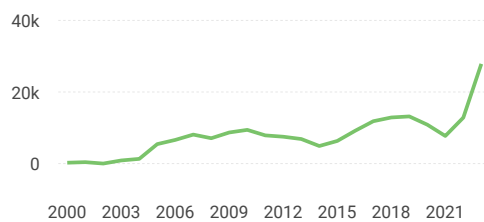
IJFMR - Academic Journal

Open

SJR

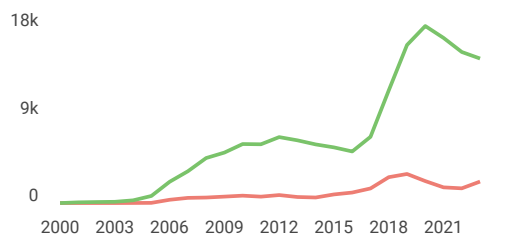


Total Documents

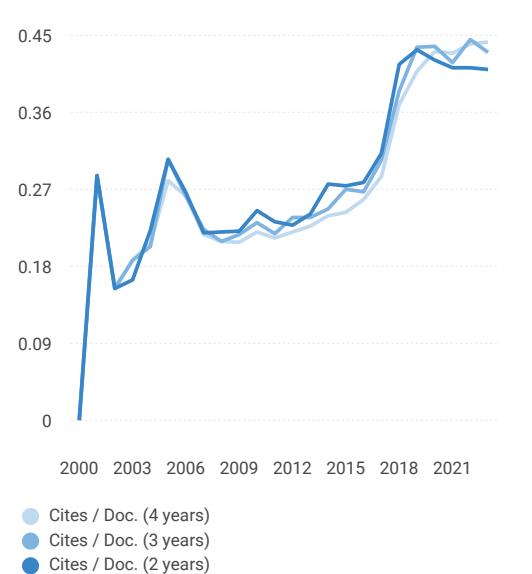


Total Cites

Self-Cites

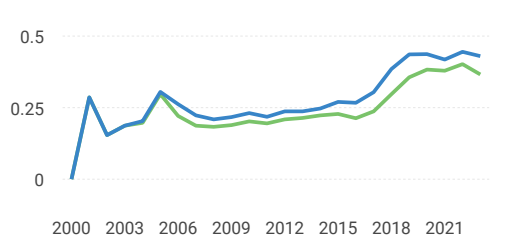


Citations per document



External Cites per Doc

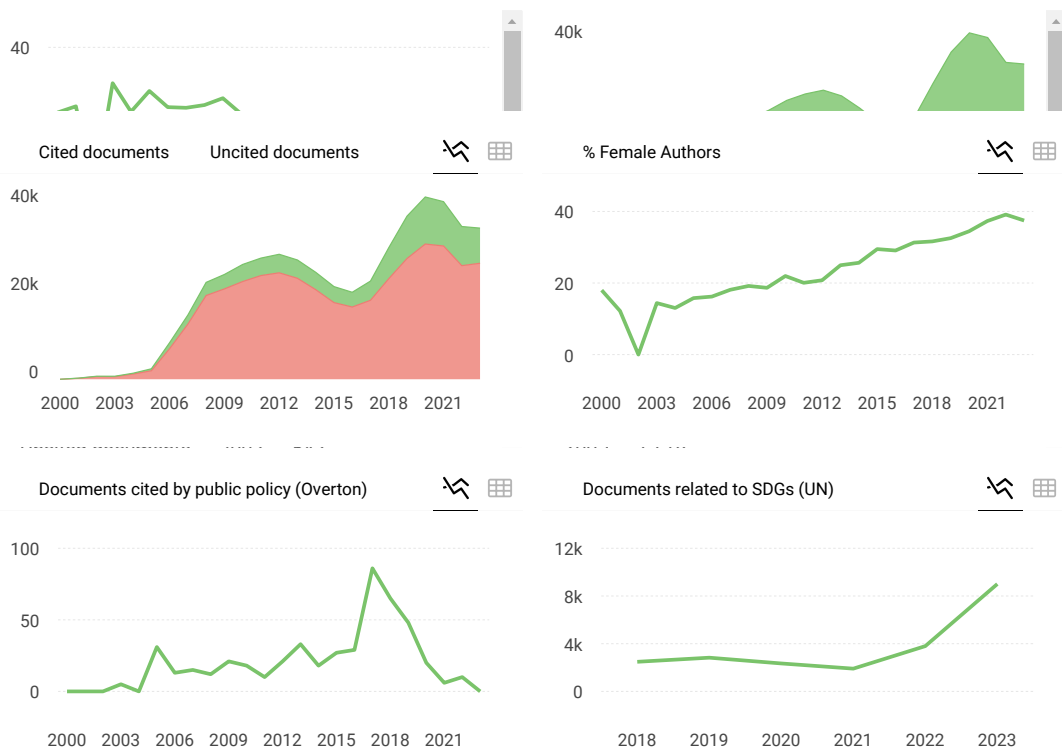
Cites per Doc



% International Collaboration

Citable documents

Non-citable documents



AIP Conference Proceedings

Not yet assigned quartile


SJR 2023
0.15

powered by scimagojr.com


← Show this widget in your own website

Just copy the code below and paste within your html code:

```
<a href="https://www.scimagojr.com" data-bbox="241 514 369 525">
```


ScImago Graphica

Explore, visually communicate and make sense of data with our **new data visualization tool**.



Metrics based on Scopus® data as of March 2024

()

Loading comments...

Developed by:



Powered by:



Follow us on [@ScimagoJR](#)

Scimago Lab, Copyright 2007-2024. Data Source: Scopus®

EST MODUS IN REBUS

Horatio (Satire 1, 1, 106)

[Legal Notice](#)

[Privacy Policy](#)

🔍 This site uses Google AdSense ad intent links. AdSense automatically generates these links and they may help creators earn money.

Proceedings of the Transdisciplinary Symposium on Engineering and Technology (TSET) 2022 Development of Digital and Green Technology on Post Pandemic Era

Yogyakarta, Indonesia • 21 September 2022

Editors • Ade Gafar Abdullah, Desi Ramayanti, Henri Septanto
and Yohanes Galih Adhiyoga



RESEARCH ARTICLE | JULY 12 2024

Preface: Proceedings of the Transdisciplinary Symposium on Engineering and Technology (TSET) 2022



AIP Conf. Proc. 3077, 010001 (2024)

<https://doi.org/10.1063/1.20024850>





AIP Advances

Why Publish With Us?

**25 DAYS**
average time
to 1st decision

**740+ DOWNLOADS**
average per article

**INCLUSIVE**
scope

[Learn More](#)

 AIP
Publishing

RESEARCH ARTICLE | JULY 12 2024

Committees: Proceedings of the Transdisciplinary Symposium on Engineering and Technology (TSET) 2022



AIP Conf. Proc. 3077, 010002 (2024)

<https://doi.org/10.1063/1.2.0026137>





AIP Advances

Why Publish With Us?

**25 DAYS**
average time
to 1st decision

**740+ DOWNLOADS**
average per article

**INCLUSIVE**
scope

[Learn More](#)

 AIP
Publishing

TSET 2022 COMMITTEE

Advisory Board

Prof. Josaphat Tetuko Sri Sumantyo
Prof. Sulfikar Amir
Prof. E.S. Margianti
Prof. Bambang Sugiarto
Prof. Raihan
Prof. Moermahadi Soerja Djanegara
Prof. Evvy Kartini
Prof. Memen Kustiawan
Prof. Jony Oktavianto
Prof. Intiyas Utami
Dr. Awaludin Martin

Scientific Committee

Prof. Ade Gafar Abdullah
Prof. Suharyadi
Dr. M. Hasannudin Toyieb
Dr. Dewi Anggraini
Magito

Organizing Committee

Conference Chair:

Ir. Margono Sugeng, M.Sc.

Co-Conference Chair:

Ir. Komarudin, ST., MT

Members:

Assoc. Prof. Isma Widiaty
Dr. Yohanes Galih Adhiyoga
Dr. Ari Purwanti
Dr. Didin Hikmah Perkasa
Kornelia Johana, S.I.Kom., M.I.Kom

PREFACE: Proceedings of the Transdisciplinary Symposium on Engineering and Technology (TSET) 2022

“Development of Digital and Green Technology on Post Pandemic Era”

It is with great pleasure to welcome you to Transdisciplinary Symposium on Engineering and Technology (TSET) 2022 hosted by Universitas Dian Nusantara on September 21, 2022. The event aims to a venue for engineers, researchers, scholars, and policy makers to explore the challenges and opportunities from the post pandemic era on civil engineering, mechanical engineering, electrical engineering and computer science. For civil engineers, they will play a significant part in the recovery since design and construction services will be needed in the future, and they need to develop new construction methods, materials, and technologies in order to build a sustainable and resilient infrastructure. For engineers, they need to start thinking about the long-term change of their operations and adapt to the “new normal” that has emerged because of the epidemic. We welcome all parties to share their research and thoughts in the symposium.

Participants of the symposium were invited to submit their papers and disseminate them through oral presentation covering such scope as civil engineering, mechanical engineering, electrical engineering and computer science. To enrich the discussion under the theme of “Development of Digital and Green Technology on Post Pandemic Era”, we invited speakers with reputable expertise, namely Prof. Josaphat Tetuko Sri Sumantyo, Ph.D. from Chiba University, Japan; Prof. Dr. rer. nat. Evvy Kartini, M.Sc. from National Nuclear Energy Agency of Indonesia; Prof. Dr. Ir. Bambang Sugiarto, M.Eng. from Universitas Indonesia, Indonesia; and Sulfikar Amir, Ph.D. from Nanyang Technological University, Singapore. In addition to presenting their research results, the participants of the symposium were also encouraged to submit their papers to be proposed for publication to American Institute of Physics (AIP), one of the world’s top publishers as conference proceedings. There were 125 manuscripts submitted to the committee comprising 99 papers of Biology, Chemistry, Computer Science and Technology, and Engineering.

Finally, on behalf of the editors of TSET 2022, I would like to extend my most sincere gratitude to the organizing committee, co-hosting institutions, and most importantly, participants, speakers, presenters, and authors of the symposium. I do hope the proceedings bring significant contribution, particularly to the field of advances of sustainable engineering. I look forward to seeing you all at the upcoming symposium.

The Editors,
Ade Gafar Abdullah
Desi Ramayanti
Henri Septanto
Yohanes Galih Adhiyoga

RESEARCH ARTICLE | JULY 12 2024

Air circulation types on Albizia Chinensis refrigerated drying



Petrus Kanisius Purwadi; A. Prasetyadi ✉



AIP Conf. Proc. 3077, 050011 (2024)

<https://doi.org/10.1063/5.0201391>



AIP Advances

Why Publish With Us?

25 DAYS
average time
to 1st decision

740+ DOWNLOADS
average per article

INCLUSIVE
scope

[Learn More](#)

Air Circulation Types on Albizia Chinensis Refrigerated Drying

Petrus Kanisius Purwadi^{1, a)} and A. Prasetyadi^{1, b)}

¹*Department of Mechanical Engineering, Sanata Dharma University, Yogyakarta, Indonesia*

^{a)} pkpurwadi@gmail.com

^{b)} Corresponding author: pras@usd.ac.id

Abstract. Air circulation is important for drying especially in furniture industry. Choice of air circulation type can affect speed of drying, production time, and logistic process. Understanding the effect of air circulation types in refrigerated drying for wooden boards was the aim of this experimental research. Seventy Albizia Chinensis boards of 2 x 0.2 x 0.02 m³ were tested under closed air circulation and opened air circulation. The closed air circulation recorded 34 hours with 30.4% air humidity and 50°C of the inlet air. The RH outlet air was 65%, and its temperature was 40°C. The opened air circulation had inlet air temperature of 40°C with 32% RH. The outlet air of the opened air circulation was 29°C and 75% in temperature and RH, respectively. It also needed 39.5 hours for the opened air circulation to provide expected boards dryness. It can be concluded that close air circulation is more suitable for drying the boards with COP of 17 in comparison to open air circulation with COP of 10.7.

INTRODUCTION

Drying is important in wood processing before it is crafted to be a product. Principally, drying is a process to reduce the water content of a wood. The process increases durability of the wooden product and its density. It also makes processing product easier at the same time. Water content of a wood affects its fiber quality. The water trapped among carbonic compound of the wood allows oxidation of the protein compound, keep the insect eggs and hatch them. At the same time, the water also increases its weight. Therefore, it is important for drying wood before its processing.

To dry an object, generally people diffuse the water of the object into environment. The 1st common method is thermal method where people increase the temperature of the environment where the product lied. Therefore, relative humidity of the environment decreases and the water can be transferred into air. Such method has a drawback of high temperature meaning high energy consumption and risking the object of getting into fire. The 2nd method applies vapor compression cycle to reduce the water content of the air. The method can work in low temperature, which is applicable for inflammable stuff.

Research on refrigerated drying has been conducted for many applications [1-10]. It is applied for chips [2], herbs [4], grains and clothes [1,5-7]. Basically, the process of the machines follows psychrometric which is applicable for any objects. Less RH of the space provide faster drying process. While the drying process depends on absolute humidity, temperature of the air becomes another determinant factor. Handayani et al. [4] applied a heater for drying ginger. Another researcher put heat exchanger for increasing the drying speed. Density of the product affects time of drying process in addition to air circulation type.

Studying refrigerated drying for wooden planks of Albizia Chinensis is the content of this works. Aiming to understand the air circulation type effect for refrigerated drying wooden planks was the main issue of the article. The performance comparison included drying time, COP, humidity difference and working temperatures. Experimental

method was the main approach of the work consisting experiment design and evaluation of wooden planks. The method becomes part following the introduction. Results and discussion is the 3rd part and concluded in the final part.

THEORY

The refrigerated drying is based on vapor compression process and psychrometric approach. Vapor compression process is the main method the machine working to pump the water from the air of the drying room. Psychrometric approach becomes the main way for explaining the process of air in drying room. The following part exposes both in respective way.

Vapor Compression

Drying process of the wooden plank is performed by exposing wooden plank to dry air. The dry air allows the water trapped in plank to diffuse. To create dry air, vapor compression machine is applied. The machine has four main parts, they are evaporator, condenser, compressor, and expansion device such as capillary tube. Firstly, it works as a heat pump to remove the heat of the air by decreasing the air temperature in evaporator. This step can remove the water contain of the air through condensation. Then it works as the heater to increase the air temperature using the condenser. The process applies vapor compression cycle depicted in Fig. 1 and Fig. 2.

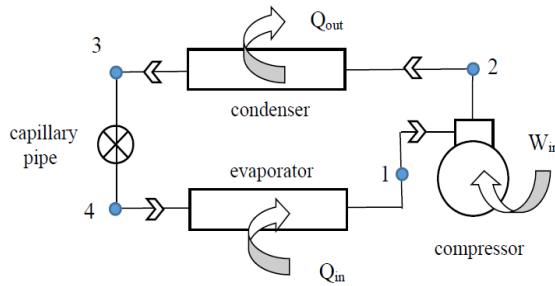


FIGURE 1. Energy flow in a vapor compression machine dryer.

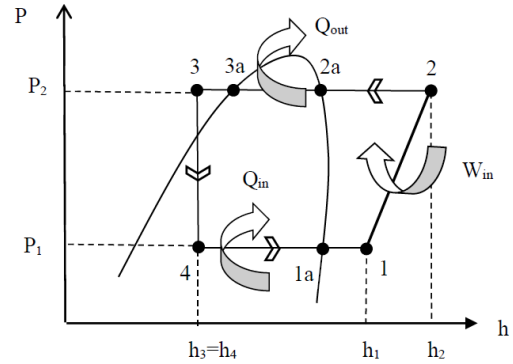


FIGURE 2. Ph diagram of vapor compression cycle.

Figure 1 and 2 show the energy flows of vapor compression in relation to the machine parts and its Ph diagram, respectively. The points numbers on both figures are corresponded. At evaporator, there is heat transfer from air to the refrigerant. Then it flows in refrigerant from evaporator to compressor as shown in point 1. From point 4 to point 1, the enthalpy increases from h_4 to h_1 . The compressor increases the pressure of the refrigerant and transfers it to condenser as mentioned in point 1 to point 2. At compressor, work is added to the system, then the enthalpy increases from h_1 to h_2 . At the same time, the pressure also increases from P_1 to P_2 . In condenser, the heat is released to the air usually using force convection and temperature of the refrigerant cools down or the enthalpy decreases from h_2 to h_3 . It is the action of point 2 to point 3. Then it moves to capillary pipe to conduct point 3 to point 4. In capillary pipe, the refrigerant is expanded and the pressure decreasing P_1 . The refrigerant is ready for the next cycle.

Performance of the machine is determined by Coefficient of Performance (COP). It is the ratio of used energy to energy needed by the machine [11-16]. This COP can be shown in Equation (1). Used energy involves the heat transferred from air to evaporator and heat transferred from condenser to air. The COP can also be calculated using equation (2). The variables of h_1, h_2, h_3 and h_4 are the enthalpy of the respective indexes, while Q_{in} , Q_{out} , and W_{in} are heat pumped from the air, heat released to the air, and work supplied by compressor, respectively.

$$COP = \frac{\text{used_energy}}{\text{needed_energy}} = \frac{Q_{in} + Q_{out}}{W_{in}} \quad (1)$$

$$COP = \frac{[(h_1 - h_4) + (h_2 - h_3)]}{(h_2 - h_1)} \quad (2)$$

Psychrometric

Psychrometric is about physical and thermodynamic properties of air mixtures. It also mentions relation of water content of the air and its thermodynamic properties. They are the enthalpy, dry bulb temperature, wet bulb temperature, and humidity. Generally, to reduce the water content of the air, temperature of the air is decreased below its condensation point. While the temperature decreases, the absolute humidity gets lower. After the temperature gets less than the condensation point, some of the water condensed. This process reduces absolute humidity. In the opposite direction, increasing temperature reduces relative humidity. Therefore, increasing the air temperature is also important for drying.

Psychrometric processes of closed air drying and opened air drying are a bit different. It is shown in Fig 3 and Fig 4. The closed air drying is mentioned in Fig 3. The process is started from decreasing temperature of the air to its condensation point as shown from point A to B. Then, the temperature is decreased to condensed some of water content as the process from B to C. After that, the air temperature is increased to reduce its relative humidity as the process of C to D. Following is the process of increasing its absolute humidity through transferring water from the dried object to air as the drying process. This process follows the line D to E and point E is equal to A. It is different part of closed air drying from the opened air drying. It can be seen at Fig. 4 that the opened air drying process has opened curve lines. The final position E is not equal to A as starting point.

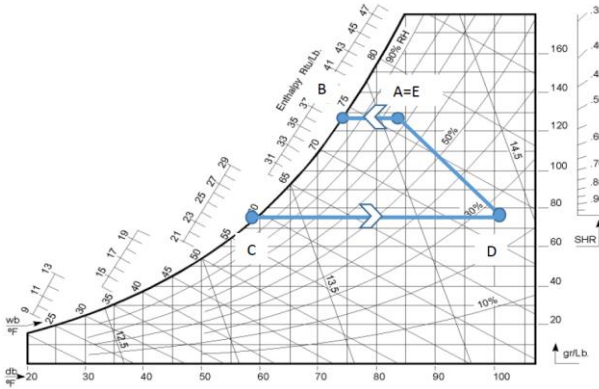


FIGURE 3. Proseses of drying in closed air method.

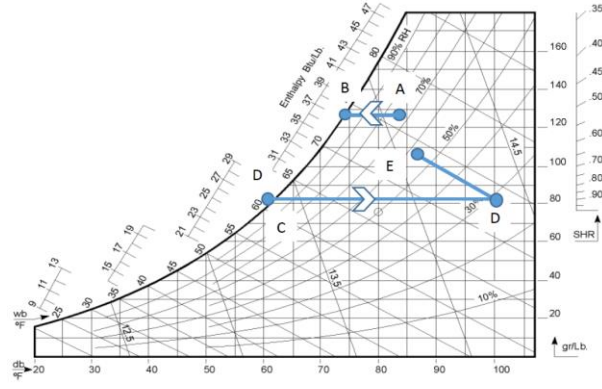


FIGURE 4. Proseses of drying in opened air method.

METHODS

The experiment setup evaluating the air circulation in drying the Albizia Chinensis planks comprises dried object description in addition to drying machine setup and steps of experiment. The dried object describes the planks types, size, and number. The drying machine setup shows the equipment for drying and its settings. The steps will be followed by experiment steps completed with variables.

Equipment Setup

Albizia Chinensis planks are the object for being dried. For the experiment, 70 planks were lied on 14 staggers in drying room. These planks have 27,6% water content and have 2 m x 0.2 m x 0.02 m dimension. The targeted water content was 10%. Two conditions of drying were applied. They are closed air drying and opened air drying. To circulate the air, two fans of 20 W each. The evaporator and condenser have 20 W fan each. To circulate the refrigerant,

1 hp compressor was applied. The total electricity load of the machine was 850 W. The design of the machine can be seen in Fig. 5.

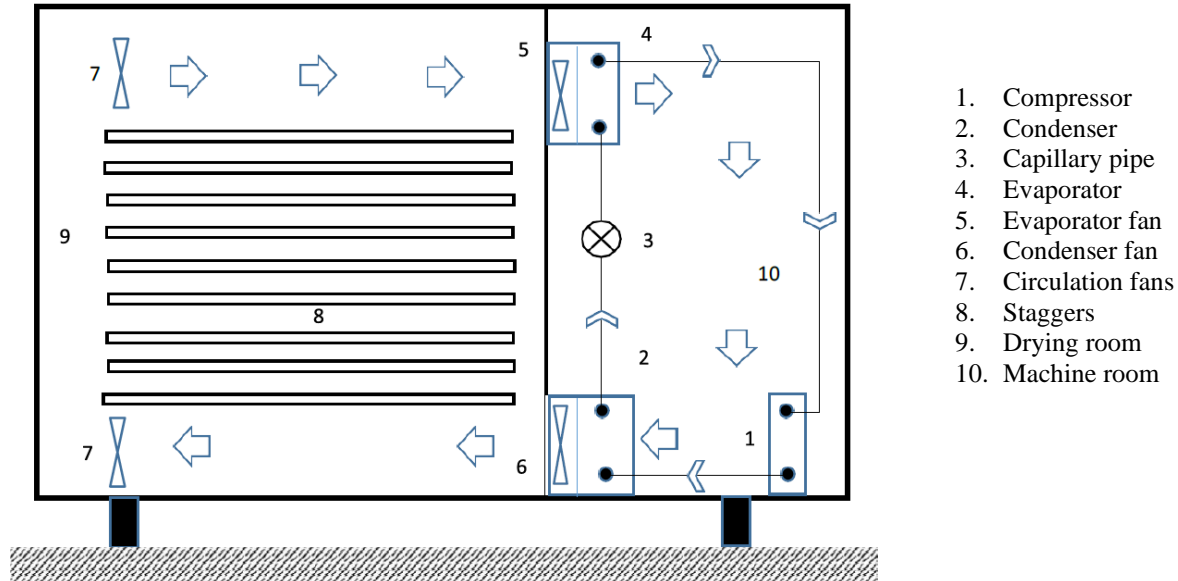


FIGURE 5. Drying machine setup for closed air drying.

Measurement Steps

The experiment was conducted to measure time needed for drying the *Albizia Chinensis* planks. Two machine conditions are set up. They are closed air drying and opened air drying. In closed air drying, the air is circulated between drying room and machine room. In opened air drying, the outdoor air was suctioned to evaporator. Then it moved to condenser for heating. After that it went to drying room before it left. The water condensed on evaporator was collected. To show the drying process, time, water content of the planks, electricity current, electricity voltage, condenser pressure, and evaporator pressure were measured.

The experiment also has intention for depicting the psychrometric processes in the drying process. The variables measured in the experiment for this aim were the dry bulb of inlet air, the dry bulb of outlet air, the wet bulb of inlet air, the dry bulb of outlet air, the dry bulb and wet bulb air leaving evaporator, the dry bulb and wet bulb air leaving condenser, and the dry and wet bulb air entering the condenser. The data of variables were collected every hour until the water content of the planks reach 10%.

RESULTS AND DISCUSSION

Closed air drying was faster than opened air drying as shown in Table 1. The closed air drying needed 34 hours to meet the required condition. The opened air drying needed 39.5 hours to make the planks water content being 10%. Both methods can dry the planks faster than conventional methods applying thermal drying. The conventional method using LPG or wooden chips needs 2 weeks to make the water content of the planks 10%. Faster drying process in comparison to conventional thermal approach is considered promising alternative method. The methods whether closed or opened air drying, both only needed 2 – 3 days. Therefore, in term of time, the method can increase the productivity by 5 times.

The parameters of drying are shown in Table 2. The table shows dry and wet bulbs of the inlet and outlet air drying room. The relative humidity and temperature differences of the opened air drying are 43% and 11°C, respectively. The closed air drying has relative humidity difference of 34.5. It also has temperature difference of 10°C. Even the opened air has higher temperature and relative humidity difference, the opened air circulation has less effectivity. The opened air needed longer time to get the water content reaching 10%. Opened air circulation has working temperature of 29

°C for air leaving the drying room. It recorded 40°C for the air going to the drying room for the closed air drying. Higher temperature of the closed air drying, even had less air temperature, provided more absolute humidity difference. The closed air drying had absolute humidity difference of $5 \cdot 10^{-3}$ kg/kg, while the opened air drying only made the absolute humidity difference of $3 \cdot 10^{-3}$ kg/kg. The difference of absolute humidity affects the speed of drying process.

Closed air drying dried the wooden planks faster. In addition of higher absolute humidity different, the closed air drying also had higher COP as mentioned in Table 3. The closed air drying could reach COP of 17 while, the opened air drying only reached COP of 10. The opened air drying worked with higher Q_{in} and Q_{out} , but it needed also higher W_{in} than the closed air drying. The opened air drying also had also higher difference of Q_{in} and Q_{out} in comparison to the closed air drying. It confirmed that the opened air drying needed more work than the closed air drying. The COP shows that the closed air drying worked more effectively than the opened one.

TABLE 1. Time drying according to type of air circulation.

Type of air circulation	% of starting water content	% of final water content	Time
Opened air drying	27.6	10	39.5
Closed air drying	27.6	10	34

TABLE 2. Air conditions on inlet and outlet of drying room.

Type of air circulation	Entering drying room			Leaving drying room		
	Dry bulb temperature (°C)	RH (%)	Absolute humidity (10^{-3} kg/kg)	Dry bulb temperature (°C)	RH (%)	Absolute humidity (10^{-3} kg/kg)
Opened air drying	29	75	18	40	32	15
Closed air drying	40	65	29	50	30.5	24

TABLE 3. Drying machine performance.

Type of air circulation	Q_{in} (kJ/kg)	Q_{out} (kJ/kg)	W_{in} (kJ/kg)	COP
Opened air drying	130.5	157.3	26.8	10.7
Closed air drying	127.2	143.1	15.9	17.0

CONCLUSION

The work shows that closed air drying can dry the Albizia Chinensis faster and more effectively than the opened air drying. The closed air drying needed 34 hours for drying 70 planks of $2 \times 0.2 \times 0.02 \text{ m}^3$ with COP of 17. The opened air drying needed 39.5 hours for the same tasks with COP of 10.7. The closed air drying works in higher temperature than the opened air drying. Although the opened air drying has higher RH difference than closed air drying, it has less absolute humidity difference. Improvement can be proposed to make the system working in higher temperature of drying room.

ACKNOWLEDGEMENT

The 1st author would like to mention his gratitude for University of Sanata Dharma over the fund of the research. High appreciation is also for SMK Pangudi Luhur, Muntilan that had providing placed allowing the research done.

REFERENCES

1. K. Wijaya and P. K. Purwadi, "Mesin pengering handuk dengan energi listrik". *Mekanika*, **15**(2), (2016).
2. D. Purwadianto and P. K. Purwadi, "Karakteristik mesin pengering emping jagung energi listrik". In *Prosiding Seminar Nasional Multidisiplin Ilmu*, Vol. **1**, No. 2, pp. 116-123 (2019).
3. P. K. Purwadi and W. Kusbandono. "Mesin pengering pakaian energi listrik dengan mempergunakan siklus kompresi uap". in *Proceeding Seminar Nasional Tahunan Teknik Mesin XIV (SNTTM XIV)* (2015).
4. S. U. Handayani, R. Rahmat, and S. Darmanto, "Uji unjuk kerja sistem pengering dehumidifier untuk pengeringan jahe". *Agritech*, **34**(2), 232-238 (2014).
5. P. K. Purwadi and W. Kusbandono, "Inovasi mesin pengering pakaian yang praktis, aman dan ramah lingkungan". *Widya Teknik*, **15**(2), 106-111 (2016).
6. P. K. Purwadi and W. Kusbandono, "Pengaruh kipas terhadap waktu dan laju pengeringan mesin pengering pakaian". *Teknoin*, **22**(7), (2016).
7. P. K. Purwadi and W. Kusbandono, "Peningkatan waktu pengeringan dan laju pengeringan pada mesin pengering pakaian energi listrik". *ReTII*, (2016).
8. T. Mitsunori T, "Dehumidifying and heating apparatus and clothes drying machine using the same". *European Patent specification, EP*, **2** (468) 948 B1, 27.11. (2013).
9. O. Balioglu and H. Sönmez, "Heat pump laundry dryer machine". *Patent Application Publication*, Pub. No: US 2013/0047456 A1, Apr. (2013).
10. A. Bison and F. Cavarretta, "Heat pump laundry dryer and a method for operating a heat pump laundry dryer". *Patent Application Publication, Pub. No: US 2012/0210597 A1*. (2012).
11. W. Kusbandono and P. K. Purwadi, "Pengaruh adanya kipas yang mengalirkan udara melintasi kondensor terhadap COP dan efisiensi mesin pendingin showcase". *ReTII*, (2016).
12. W. Kusbandono and P. K. Purwadi, "Mesin pendingin refrigeran sekunder". *Jurnal Penelitian*, **19**(1), (2015).
13. E. G. Pita, *Air conditioning principles and systems an energy approach*. (John Wiley, 1981) pp. 293-304.
14. W. F. Stoecker, J. W. Jones, and S. Hara, *Refrigerasi dan pengkondisian udara*, (Penerbit Airlangga, Edisi kedua, Jakarta, 1987) pp. 177-191.
15. R. S. Khurmi and J. K. Gupta, *Refrigeration and air-conditioning*. (Eurasia publishing house (P) Ltd., 1995) pp. 109-171.
16. Y. A. Cengel, M. A. Boles, and M. Kanoğlu, *Thermodynamics an engineering approach. Sixth Edition (SI Units)*. (McGraw-hill, New-York, 2011) pp. 623-632.



SURAT TUGAS

Nomor: 048b/DKN/FST/ST/IX/2022

Pimpinan Fakultas Sains dan Teknologi Universitas Sanata Dharma Yogyakarta dengan ini memberikan tugas kepada:

N a m a : 1. A. Prasetyadi, M.Si., Ph.D.
2. Ir. Petrus Kanisius Purwadi, M.T.

Pekerjaan/Jabatan : Dosen Program Studi Teknik Mesin

Unit Organisasi : Fakultas Sains dan Teknologi Universitas Sanata Dharma

A l a m a t : Kampus III Paingan, Maguwoharjo, Depok, Sleman,
Yogyakarta. Telp. (0274) 883037, Fax. (0274) 886529

Untuk Keperluan : Mempresentasikan Makalah dengan Judul 'Air Circulation
Types on Albizia Chinensis Refrigerated Drying' pada The
1st Batavia Transdisciplinary Symposium

Tempat : Grand Inna Malioboro, Yogyakarta

Waktu : Rabu, 21 September 2022

Biaya : Program Studi Teknik Mesin

Tugas ini harap dilaksanakan sebaik-baiknya, dan apabila sudah selesai agar segera memberikan laporan.

Yogyakarta, 20 September 2022

Dekan,



Ir. Drs. Haris Sriwindono, M.Kom., Ph.D.

CERTIFICATE

No. 01/060/S-BTS/IX/2022

Hosted by:

This certificate is awarded to

Petrus Kanisius Purwadi, A Prasetyadi


as a **Presenter** of a paper entitled:

Air Circulation Types on Albizia Chinensis Refrigerated Drying

in **The 1st Batavia Transdisciplinary Symposium (BTS) 2022** in conjunction with Transdisciplinary Symposium on Engineering and Technology (TSET) and Transdisciplinary Symposium on Business, Economics, and Communication (TSBEC) hosted by Universitas Dian Nusantara and RPI Institute held in Grand Inna Malioboro, Yogyakarta, Indonesia, 21 September 2022.



UNIVERSITAS
DIAN NUSANTARA



Prof. Dr. Suharyadi, M.S.
Rector of UNDIRA



Prof. Ade Gafar Abdullah, M.Si.
CEO of RPI Institute

Co-hosted by:

Sponsored by: