

A. Prasetyadi

Air Circulation Types on Albizia Chinensis Refrigerated Drying

- Assignment 2 Part 1 (Moodle TT)
- Skripsi E (TM I/2024/2025) (Moodle TT)
- Universitas Sanata Dharma

Document Details

Submission ID

trn:oid:::1:3027423675

Submission Date

Oct 2, 2024, 3:34 AM GMT+7

Download Date

Oct 2, 2024, 3:38 AM GMT+7

File Name

8233_A_Prasetyadi_Air_Circulation_Types_on_Albizia_Chinensis_Refrigerated_Drying_969885_159....pdf

File Size

679.8 KB

6 Pages

2,864 Words

14,444 Characters

0% detected as AI

The percentage indicates the combined amount of likely AI-generated text as well as likely AI-generated text that was also likely AI-paraphrased.

Caution: Review required.

It is essential to understand the limitations of AI detection before making decisions about a student's work. We encourage you to learn more about Turnitin's AI detection capabilities before using the tool.

Detection Groups



1 AI-generated only 0%

Likely AI-generated text from a large-language model.



2 AI-generated text that was AI-paraphrased 0%

Likely AI-generated text that was likely revised using an AI-paraphrase tool or word spinner.

Disclaimer

Our AI writing assessment is designed to help educators identify text that might be prepared by a generative AI tool. Our AI writing assessment may not always be accurate (it may misidentify writing that is likely AI generated as AI generated and AI paraphrased or likely AI generated and AI paraphrased writing as only AI generated) so it should not be used as the sole basis for adverse actions against a student. It takes further scrutiny and human judgment in conjunction with an organization's application of its specific academic policies to determine whether any academic misconduct has occurred.

Frequently Asked Questions

How should I interpret Turnitin's AI writing percentage and false positives?

The percentage shown in the AI writing report is the amount of qualifying text within the submission that Turnitin's AI writing detection model determines was either likely AI-generated text from a large-language model or likely AI-generated text that was likely revised using an AI-paraphrase tool or word spinner.

False positives (incorrectly flagging human-written text as AI-generated) are a possibility in AI models.

AI detection scores under 20%, which we do not surface in new reports, have a higher likelihood of false positives. To reduce the likelihood of misinterpretation, no score or highlights are attributed and are indicated with an asterisk in the report (*%).

The AI writing percentage should not be the sole basis to determine whether misconduct has occurred. The reviewer/instructor should use the percentage as a means to start a formative conversation with their student and/or use it to examine the submitted assignment in accordance with their school's policies.

What does 'qualifying text' mean?

Our model only processes qualifying text in the form of long-form writing. Long-form writing means individual sentences contained in paragraphs that make up a longer piece of written work, such as an essay, a dissertation, or an article, etc. Qualifying text that has been determined to be likely AI-generated will be highlighted in cyan in the submission, and likely AI-generated and then likely AI-paraphrased will be highlighted purple.

Non-qualifying text, such as bullet points, annotated bibliographies, etc., will not be processed and can create disparity between the submission highlights and the percentage shown.



Air Circulation Types on Albizia Chinensis Refrigerated Drying

Petrus Kanisius Purwadi^{1, b)} A Prasetyadi^{1, a)}

Author Affiliations

¹*Department of Mechanical Engineering, Sanata Dharma University, Indonesia*

Author Emails

^{a)} Corresponding author: pras@usd.ac.id

^{b)} pkpurwadi@gmail.com

Abstract. Air circulation is important for drying especially in furniture industry. Choice of air circulation type can affect speed of drying, production time, and logistic process. Understanding the effect of air circulation types in refrigerated drying for wooden boards was the aim of this experimental research. Seventy Albizia Chinensis boards of 2 x 0.2 x 0.02 m³ were tested under closed air circulation and opened air circulation. The closed air circulation recorded 34 hours with 30.4% air humidity and 50°C of the inlet air. The RH outlet air was 65%, and its temperature was 40°C. The opened air circulation had inlet air temperature of 40°C with 32% RH. The outlet air of the opened air circulation was 29°C and 75% in temperature and RH, respectively. It also needed 39.5 hours for the opened air circulation to provide expected boards dryness. It can be concluded that close air circulation is more suitable for drying the boards with COP of 17 in comparison to open air circulation with COP of 10.7.

1. INTRODUCTION

Drying is important in wood processing before it is crafted to be a product. Principally, drying is a process to reduce the water content of a wood. The process increases durability of the wooden product and its density. It also makes processing product easier at the same time. Water content of a wood affects its fiber quality. The water trapped among carbonic compound of the wood allows oxidation of the protein compound, keep the insect eggs and hatch them. At the same time, the water also increases its weight. Therefore, it is important for drying wood before its processing.

To dry an object, generally people diffuse the water of the object into environment. The 1st common method is thermal method where people increase the temperature of the environment where the product lied. Therefore, relative humidity of the environment decreases and the water can be transferred into air. Such method has a drawback of high temperature meaning high energy consumption and risking the object of getting into fire. The 2nd method applies vapor compression cycle to reduce the water content of the air. The method can work in low temperature, which is applicable for inflammable stuff.

Research on refrigerated drying has been conducted for many applications [1-10]. It is applied for chips [2], herbs [4], grains and clothes [1,5-7]. Basically, the process of the machines follows psychrometric which is applicable for any objects. Less RH of the space provide faster drying process. While the drying process depends on absolute humidity, temperature of the air becomes another determinant factor. Handayani et al. [4] applied a heater for drying ginger. Another researcher put heat exchanger for increasing the drying speed. Density of the product affects time of drying process in addition to air circulation type.

Studying refrigerated drying for wooden planks of Albizia Chinensis is the content of this works. Aiming to understand the air circulation type effect for refrigerated drying wooden planks was the main issue of the article. The

performance comparison included drying time, COP, humidity difference and working temperatures. Experimental method was the main approach of the work consisting experiment design and evaluation of wooden planks. The method becomes part following the introduction. Results and discussion is the 3rd part and concluded in the final part.

2. THEORY

The refrigerated drying is based on vapor compression process and psychrometric approach. Vapor compression process is the main method the machine working to pump the water from the air of the drying room. Psychrometric approach becomes the main way for explaining the process of air in drying room. The following part exposes both in respective way.

2.1.Vapor Compression

Drying process of the wooden plank is performed by exposing wooden plank to dry air. The dry air allows the water trapped in plank to diffuse. To create dry air, vapor compression machine is applied. The machine has four main parts, they are evaporator, condenser, compressor, and expansion device such as capillary tube. Firstly, it works as a heat pump to remove the heat of the air by decreasing the air temperature in evaporator. This step can remove the water contain of the air through condensation. Then it works as the heater to increase the air temperature using the condenser. The process applies vapor compression cycle depicted in Fig. 1 and Fig. 2.

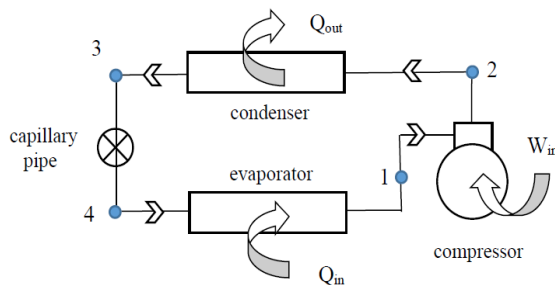


Figure 1. Energy flow in a vapor compression machine dryer

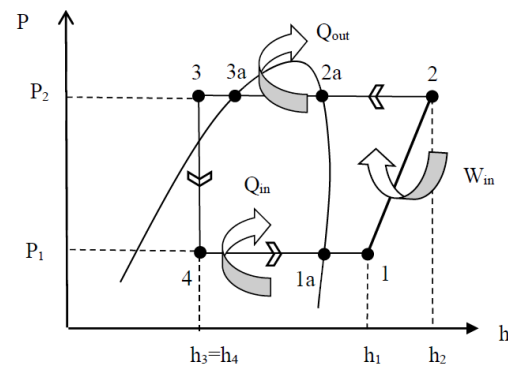


Figure 2. Ph diagram of vapor compression cycle

Figure 1 and 2 show the energy flows of vapor compression in relation to the machine parts and its Ph diagram, respectively. The points numbers on both figures are corresponded. At evaporator, there is heat transfer from air to the refrigerant. Then it flows in refrigerant from evaporator to compressor as shown in point 1. From point 4 to point 1, the enthalpy increases from h_4 to h_1 . The compressor increases the pressure of the refrigerant and transfers it to condenser as mentioned in point 1 to point 2. At compressor, work is added to the system, then the enthalpy increases from h_1 to h_2 . At the same time, the pressure also increases from P_1 to P_2 . In condenser, the heat is released to the air usually using force convection and temperature of the refrigerant cools down or the enthalpy decreases from h_2 to h_3 . It is the action of point 2 to point 3. Then it moves to capillary pipe to conduct point 3 to point 4. In capillary pipe, the refrigerant is expanded and the pressure decreasing P_1 . The refrigerant is ready for the next cycle.

Performance of the machine is determined by Coefficient of Performance (COP). It is the ratio of used energy to energy needed by the machine [12-15]. This COP can be shown in Equation (1). Used energy involves the heat transferred from air to evaporator and heat transferred from concender to air. The COP can also be calculated using equation (2). The variables of h_1, h_2, h_3 and h_4 are the enthalpy of the respective indexes, while Q_{in} , Q_{out} , and W_{in} are heat pumped from the air, heat released to the air, and work supplied by compressor, respectively.

$$COP = \frac{\text{used_energy}}{\text{needed_energy}} = \frac{Q_{in} + Q_{out}}{W_{in}} \quad (1)$$

$$COP = \frac{[(h_1 - h_4) + (h_2 - h_3)]}{(h_2 - h_1)} \quad (2)$$

2.2. Psychrometric

Psychrometric is about physical and thermodynamic properties of air mixtures. It also mentions relation of water content of the air and its thermodynamic properties. They are the enthalpy, dry bulb temperature, wet bulb temperature, and humidity. Generally, to reduce the water content of the air, temperature of the air is decreased below its condensation point. While the temperature decreases, the absolute humidity gets lower. After the temperature gets less than the condensation point, some of the water condensed. This process reduces absolute humidity. In the opposite direction, increasing temperature reduces relative humidity. Therefore, increasing the air temperature is also important for drying.

Psychrometric processes of closed air drying and opened air drying are a bit different. It is shown in Fig 3 and Fig 4. The closed air drying is mentioned in Fig 3. The process is started from decreasing temperature of the air to its condensation point as shown from point A to B. Then, the temperature is decreased to condensed some of water content as the process from B to C. After that, the air temperature is increased to reduce its relative humidity as the process of C to D. Following is the process of increasing its absolute humidity through transferring water from the dried object to air as the drying process. This process follows the line D to E and point E is equal to A. It is different part of closed air drying from the opened air drying. The opened air drying process has opened curve lines. The final position E is not equal to A as starting point. It can be seen at Fig. 4.

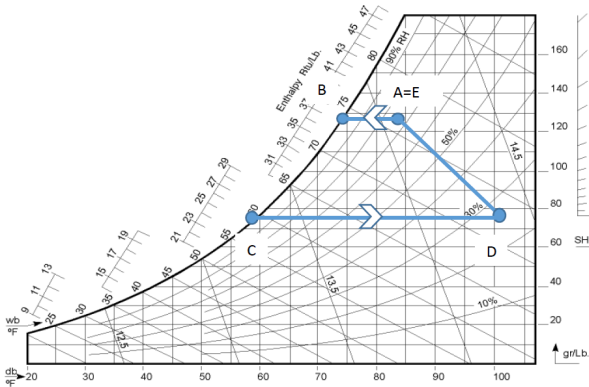


Figure 3. Proses of drying in closed air method

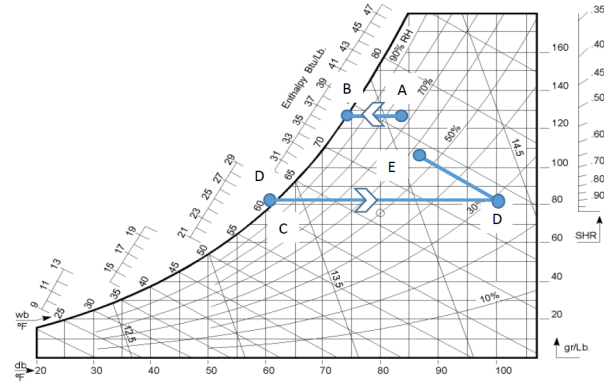


Figure 4. Proses of drying in opened air method

3. METHODS

The experiment setup evaluating the air circulation in drying the Albizia Chinensis planks comprises dried object description in addition to drying machine setup and steps of experiment. The dried object describes the planks types, size, and number. The drying machine setup shows the equipment for drying and its settings. The steps will be followed by experiment steps completed with variables.

3.1. Equipment Setup

Albizia Chinensis planks are the object for being dried. For the experiment, 70 planks were lied on 14 staggers in drying room. These planks have 27,6% water content and have 2 m x 0.2 m x 0.02 m dimension. The targeted water content was 10%. Two conditions of drying were applied. They are closed air drying and opened air drying. To circulate the air, two fans of 20 W each. The evaporator and condenser have 20 W fan each. To circulate the refrigerant, 1 hp compressor was applied. The total electricity load of the machine was 850 W. The design of the machine can be seen in Fig. 5.

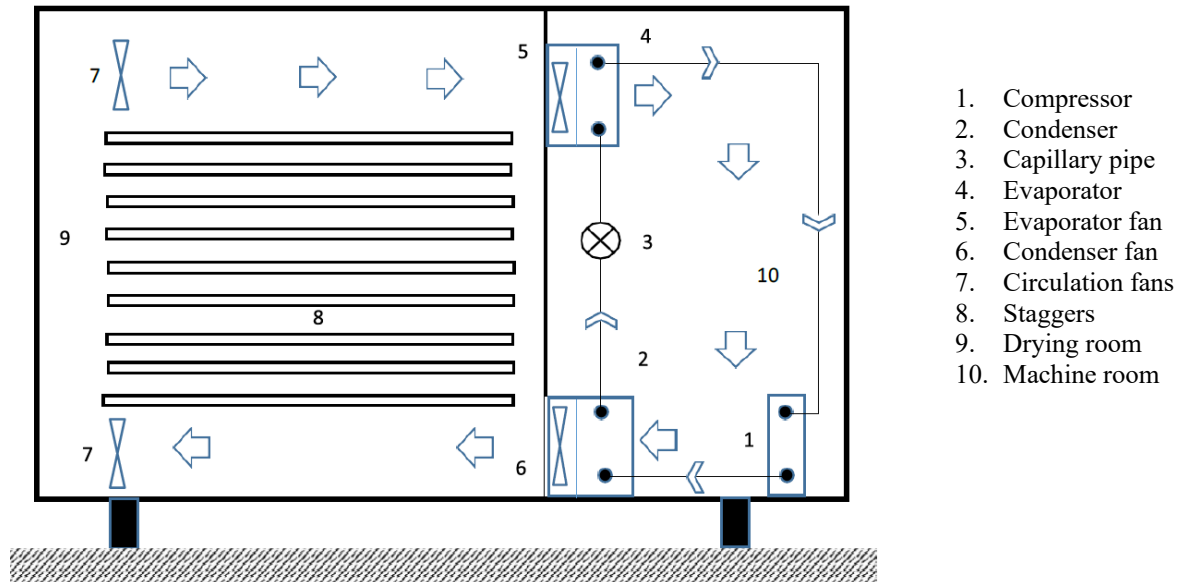


Figure 5. Drying machine setup for closed air drying

3.2 Measurement steps

The experiment was conducted to measure time needed for drying the *Albizia Chinensis* planks. Two machine conditions are set up. They are closed air drying and opened air drying. In closed air drying, the air is circulated between drying room and machine room. In opened air drying, the outdoor air was suctioned to evaporator. Then it moved to condenser for heating. After that it went to drying room before it left. The water condensed on evaporator was collected. To show the drying process, time, water content of the planks, electricity current, electricity voltage, condenser pressure, and evaporator pressure were measured.

The experiment also has intention for depicting the psychrometric processes in the drying process. The variables measured in the experiment for this aim were the dry bulb of inlet air, the dry bulb of outlet air, the wet bulb of inlet air, the dry bulb of outlet air, the dry bulb and wet bulb air leaving evaporator, the dry bulb and wet bulb air leaving condenser, and the dry and wet bulb air entering the condenser. The data of variables were collected every hour until the water content of the planks reach 10%.

4. RESULTS AND DISCUSSION

Closed air drying was faster than opened air drying as shown in Table 1. The closed air drying needed 34 hours to meet the required condition. The opened air drying needed 39.5 hours to make the planks water content being 10%. Both methods can dry the planks faster than conventional methods applying thermal drying. The conventional method using LPG or wooden chips needs 2 weeks to make the water content of the planks 10%. Faster drying process in comparison to conventional thermal approach is considered promising alternative method. The methods whether closed or opened air drying, both only needed 2 – 3 days. Therefore, in term of time, the method can increase the productivity by 5 times.

The parameters of drying are shown in Table 2. The table shows dry and wet bulbs of the inlet and outlet air drying room. The relative humidity and temperature differences of the opened air drying are 43% and 11°C, respectively. The closed air drying has relative humidity difference of 34.5. It also has temperature difference of 10°C. Even the opened air has higher temperature and relative humidity difference, the opened air circulation has less effectivity. The opened air needed longer time to get the water content reaching 10%. Opened air circulation has working temperature of 29 °C for air leaving the drying room. It recorded 40°C for the air going to the drying room for the closed air drying. Higher temperature of the closed air drying, even had less air temperature, provided more absolute humidity difference. The closed air drying had absolute humidity difference of 5×10^{-3} kg/kg, while the opened air drying only

made the absolute humidity difference of $3 \times 10^{-3} \text{ kg/kg}$. The difference of absolute humidity affects the speed of drying process.

Closed air drying dried the wooden planks faster. In addition of higher absolute humidity different, the closed air drying also had higher COP as mentioned in Table 3. The closed air drying could reach COP of 17 while, the opened air drying only reached COP of 10. The opened air drying worked with higher Q_{in} and Q_{out} , but it needed also higher W_{in} than the closed air drying. The opened air drying also had also higher difference of Q_{in} and Q_{out} in comparison to the closed air drying. It confirmed that the opened air drying needed more work than the closed air drying. The COP shows that the closed air drying worked more effectively than the opened one.

Table 1. Time drying according to type of air circulation

Type of air circulation	% of starting water content	% of final water content	Time
Opened air drying	27.6	10	39.5
Closed air drying	27.6	10	34

Table 2. Air conditions on inlet and outlet of drying room

Type of air circulation	entering drying room			Leaving drying room		
	Dry bulb temperature (°C)	RH (%)	Absolute humidity (10^{-3} kg/kg)	Dry bulb temperature (°C)	RH (%)	Absolute humidity (10^{-3} kg/kg)
Opened air drying	29	75	18	40	32	15
Closed air drying	40	65	29	50	30.5	24

Table 3. Drying machine performance

Type of air circulation	Q_{in} (kJ/kg)	Q_{out} (kJ/kg)	W_{in} (kJ/kg)	COP
Opened air drying	130.5	157.3	26.8	10.7
Closed air drying	127.2	143.1	15.9	17.0

5. Conclusion

The work shows that closed air drying can dry the Albizia Chinensis faster and more effectively than the opened air drying. The closed air drying needed 34 hours for drying 70 planks of $2 \times 0.2 \times 0.02 \text{ m}^3$ with COP of 17. The opened air drying needed 39.5 hours for the same tasks with COP of 10.7. The closed air drying works in higher temperature than the opened air drying. Although the opened air drying has higher RH difference than closed air drying, it has less absolute humidity difference. Improvement can be proposed to make the system working in higher temperature of drying room.

Acknowledgement

The 1st author would like to mention his gratitude for University of Sanata Dharma over the fund of the research. High appreciation is also for SMK Pangudi Luhur, Muntilan that had providing placed allowing the research done.

References

- [1] Wijaya, K dan Purwadi, PK. (2016). Mesin pengering handuk dengan energi listrik. <https://mekanika.ft.uns.ac.id/index.php/mk/article/view/455>.
- [2] Doddy Purwadianto, PKPurwadi (2019). Karakteristik mesin pengering emping jagung energi <http://prosiding.respati.ac.id/index.php/PSN/article/view/191>
- [3] Purwadi, PK dan Kusbandono, W. (2015). Mesin pengering pakaian energi listrik dengan mempergunakan siklus kompresi uap. <http://eprints.ulm.ac.id/770/>
- [4] Sri Utami Handayani, Rahmat, Seno Darmanto. (2014). Uji unjuk kerja sistem pengering dehumidifier untuk pengeringan jahe, <https://jurnal.ugm.ac.id/agritech/article/view/9514/7089>
- [5] Purwadi, PK dan Kusbandono, W. (2015). Inovasi mesin pengering pakaian yang praktis, aman dan ramah lingkungan. doi:10.33508/wt.v15i2.915. <http://journal.wima.ac.id/index.php/teknik/article/view/915>.
- [6] Purwadi, PK dan Kusbandono, W. (2016). Pengaruh kipas terhadap waktu dan laju pengeringan mesin pengering pakaian. <https://doi.org/10.20885/teknoin.vol22.iss7.art6>
- [7] Purwadi, PK dan Kusbandono, W. (2016). Peningkatan waktu pengeringan dan laju pengeringan pada mesin pengering pakaian energi listrik. <https://journal.itny.ac.id/index.php/ReTII/article/view/494>.
- [8] Mitsunori T, et al. (2013). Dehumidifying and heating apparatus and clothes drying machine using the same. European Patent specification, EP 2 468 948 B1, 27.11.2013
- [9] Balioglu, et al. (2013). Heat pump laundry dryer machine. Patent Application Publication, Pub. No: US 2013/0047456 A1, Apr.
- [10] Bison, et al. (2012). Heat pump laundry dryer and a method for operating a heat pump laundry dryer. Patent Application Publication, Pub. No: US 2012/0210597 A1.
- [11] Kusbandono, W dan Purwadi, PK. (2016). Pengaruh adanya kipas yang mengalirkan udara melintasi kondensor terhadap COP dan efisiensi mesin pendingin showcase. <https://journal.itny.ac.id/index.php/ReTII/article/view/472>
- [12] Kusbandono, W dan Purwadi, PK. (2015). COP Mesin pendingin refrigeran sekunder. <https://e-journal.usd.ac.id/index.php/JP/article/view/995>.
- [13] Edward. G. Pita (1981). Air conditioning principles and systems an energy approach. pp.293-304
- [14] Wilbert F. Stoecker and Jerold W. Jones (1987). Refrigerasi dan pengkondisian udara, Penerbit Airlangga, Edisi kedua, hal. 177-191.
- [15] R.S. Khurmi and J.K. Gupta (1995). Refrigeration and air-conditioning. Eurasia publishing house (P) Ltd. pp. 109-171.
- [16] Yunus A Çengel and Michael A. Boles. (2007). Thermodynamics an engineering approach. Sixth Edition (S1 Units). pp. 623-632